

**CHAPTER 6**  
**SUPPORTING INFORMATION**

This page was intentionally left blank

**SUPPORTING INFORMATION  
FPU SYSTEMS OPERATION MANUAL  
(INCLUDING REPAIR PARTS & SPECIAL TOOL LIST)  
FOR  
MODELS FPU-8-4/BOH-CARGO-12-3 & FPU-20-3**

**REFERENCES**

**SCOPE**

This work package lists field manuals, forms, technical manuals, pamphlets and miscellaneous publications that are referenced in this manual or are otherwise applicable to the operation and maintenance of the FPU SYSTEMS.

**FIELD MANUALS**

First Aid for Soldiers	FM 21-11
Basic Cold Weather Manual	FM 31-70
Chemical and Biological Contamination Avoidance	FM 3-3
NBC Protection	FM 3-4
NBC Decontamination	FM 3-5

**FORMS**

Equipment Control Record	DA Form 2408-9
Equipment Inspection and Maintenance Worksheet	DA Form 2404
Hand Receipt/Annex Human	DA Form 2062
Product Quality Deficiency Report	SF 368
Recommended Changes to Publications and Blank Forms	DA Form 2028
Recommended Changes to Equipment Technical Publications	DA Form 2028-2
Transportation Discrepancy Report	SF 361

**TECHNICAL MANUALS**

Destruction of Army Equipment to Prevent Enemy Use (Mobility Equipment Command)	TM 750-244-3
Administrative Storage of Equipment	TM 740-90-1
Preservation, Packaging, and Packing of Military Supplies and Equipment	TM 38-230-2
Welding Theory and Application	TM 9-237
Metal Body Repair and Related Operation	TM 9-510

**PAMPHLETS**

Functional User's Manual for the Army Maintenance Management System (TAMMS) 750	DA PAM 738-
------------------------------------------------------------------------------------	-------------

**MISCELLANEOUS PUBLICATIONS**

Occupational and Environmental Health Food Service	TB MED 530
Lubrication Order	LO 9-6115-642-12
Common Table of Allowances, Expendable/Durable Items	CTA 50-970
Common Table of Allowances, Army Medical Department Expendable/Durable Items	CTA 8-100

**END OF WORK PACKAGE**

This page was intentionally left blank

---

**SUPPORTING INFORMATION  
FPU SYSTEMS OPERATION MANUAL  
(INCLUDING REPAIR PARTS & SPECIAL TOOL LIST)  
FOR  
MODELS FPU-8-4/BOH-CARGO-12-3 & FPU-20-3  
INTRODUCTION TO MAINTENANCE ALLOCATION CHART (MAC)**

---

## INTRODUCTION

### The Army Maintenance System MAC

This introduction provides a general explanation of all maintenance and repair functions authorized at various maintenance levels under the standard Army Maintenance System concept.

The MAC (WP 0036 00, Table 1, immediately following the introduction) designates overall authority and responsibility for the performance of maintenance functions on the FPU SYSTEMS. The application of the maintenance functions to the FPU SYSTEMS shall be consistent with the capacities and capabilities of the designated maintenance levels, which are shown on the MAC in column (4) as:

Unit – includes two sub columns, C (operator/crew) and O (unit) maintenance.

Direct Support – includes an F sub column.

General Support – includes an H sub column.

Depot – includes a D sub column.

The tools and test equipment requirements (WP 0036 00, Table 2, immediately following the MAC) list the tools and test equipment (both special tools and common tool sets) required for each maintenance function as referenced from the MAC.

The remarks (WP 0036 00, Table 3, immediately following the tools and test equipment requirements) contain supplemental instructions and explanatory notes for a particular maintenance function.

### Maintenance Functions

Maintenance functions are limited to and defined as follows:

1. Inspect: To determine the serviceability of an item by comparing its physical and mechanical characteristics with established standards through examination (e.g., by sight, sound, or feel). This includes scheduled inspections.
2. Test: To verify serviceability by measuring the mechanical characteristics of an item and comparing those characteristics with prescribed standards on a scheduled basis, i.e., load testing of lift devices and hydrostatic testing of pressure hoses.
3. Service: Operations required periodically to keep an item in proper operating condition; e.g., to clean (includes decontaminate, when required), to preserve, to drain, to paint, or to replenish fuel, lubricants, chemical fluids, or gases.
4. Adjust: To maintain or regulate, within prescribed limits, by bringing into proper position, or by setting the operating characteristics to specific parameters.
5. Align: To adjust specified variable elements of an item to bring about optimum or desired performance.

6. Calibrate: To determine and cause corrections to be made or to be adjusted on instruments of test, measuring, and diagnostic equipment used in precision measurement. Consists of comparisons of two instruments, one of which is a certified standard of known accuracy, to detect and adjust any discrepancy in the accuracy of the instrument being compared.
7. Remove/Install: To remove and install the same item when required to perform service or other maintenance functions. Install may be the act of emplacing, seating, or fixing into position a spare, repair part, or module (component or assembly) in a manner to allow the proper functioning of an equipment or system.
8. Replace: To remove an unserviceable item and install a serviceable counterpart in its place. "Replace" is authorized by the MAC and assigned maintenance level is shown as the third position code of the Source, Maintenance and Recoverability (SMR) code.
9. Repair: The application of maintenance services, including fault location/troubleshooting, removal/installation, disassembly/assembly procedures, and maintenance actions to identify troubles and restore serviceability to an item by correcting specific damage, fault, malfunction, or failure in a part, subassembly, module (component or assembly), end item, or system.

### NOTE

The following definitions are applicable to the "REPAIR" maintenance functions of Service, Inspect, Test, Adjust, Align, Calibrate, and/or Replace:

Fault location/troubleshooting – The process of investigating and detecting the cause of equipment malfunctioning; the act of isolating a fault within a system or Unit Under Test (UUT).

Disassembly/Assembly – The step-by-step breakdown (taking apart) of a spare/functional group coded item to the level of its least component, that is assigned an SMR code for the level of maintenance under consideration (i.e., identified as maintenance significant).

Actions – Welding, grinding, riveting, straightening, facing, machining, and/or resurfacing.

10. Overhaul: That maintenance effort (service/action) prescribed to restore an item to a completely serviceable/operational condition as required by maintenance standards in appropriate technical publications. Overhaul is normally the highest degree of maintenance performed by the Army. Overhaul does not normally return an item to like new condition.
11. Rebuild: Consists of those services/actions necessary for the restoration of unserviceable equipment to a like new condition in accordance with original manufacturing standards. Rebuild is the highest degree of materiel maintenance applied to Army equipment. The rebuild operation includes the act of returning to zero those age measurements (e.g., hours/miles) considered in classifying Army equipment/components.

### Explanation of Columns in the MAC

Column (1) – Group Number. Column (1) lists Functional Group Code (FGC) numbers, the purpose of which is to identify maintenance significant components, assemblies, subassemblies, and modules with the Next Higher Assembly (NHA).

Column (2) – Component/Assembly. Column (2) contains the item names of components, assemblies, subassemblies, and modules for which maintenance is authorized.

Column (3) – Maintenance Function. Column (3) lists the functions to be performed on the item listed in column (2). (For a detailed explanation of these functions refer to "Maintenance Functions" outlined

above).

Column (4) – Maintenance Level. Column (4) specifies each level of maintenance authorized to perform each function listed in column (3), by indicating work time required (expressed as man-hours in whole hours or decimals) in the appropriate sub column. This work time figure represents the active time required to perform that maintenance function at the indicated level of maintenance. If the number or complexity of the tasks within the listed maintenance function varies at different maintenance levels, appropriate work time figures are to be shown for each level. The work time figure represents the average time required to restore an item (assembly, subassembly, component, module, end item, or system) to a serviceable condition under typical field operating conditions. This time includes preparation time (including any necessary disassembly/assembly time), troubleshooting/fault location time, and quality assurance time in addition to the time required to perform the specific tasks identified for the maintenance functions authorized in the MAC. The symbol designations for the various maintenance levels are as follows:

- **C – Operator or crew maintenance**
- **O– Unit maintenance**
- **F – Direct Support maintenance**
- **L – Specialized repair activity (SRA)**
- **H – General support maintenance**
- **K – Commercial depot maintenance**

#### **NOTE**

The "L" maintenance level is not included in column (4) of the MAC. Functions to this level of maintenance are identified by a work time figure in the "H" column of column (4), and an associated reference code is used in the REMARKS column (6). This code is keyed to the remarks and the SRA complete repair application is explained there.

Column (5) – Tools and Equipment Reference Code. Column (5) specifies, by code, those common tool sets (not individual tools), common Test, Measurement and Diagnostic Equipment (TMDE), and special tools, special TMDE and special support equipment required to perform the designated function. codes are keyed to the entries in the tools and test equipment table (WP 0036 00, Table 2).

Column (6) – Remarks Code. When applicable, this column contains a letter code, in alphabetical order, which is keyed to the remarks table entries (WP 0036 00, Table 3).

#### **Explanation of Columns in the Tools and Test Equipment Requirements (WP 0036 00, Table 2)**

Column (1) – Tool or Test Equipment Reference Code. The tool or test equipment reference code correlates with a code used in column (5) of the MAC.

Column (2) – Maintenance Level. The lowest level of maintenance authorized to use the tool or test equipment.

Column (3) – Nomenclature. Name or identification of the tool or test equipment.

Column (4) – National Stock Number (NSN). The NSN of the tool or test equipment.

Column (5) – Tool Number. The manufacturer's part number, model number, or type number.  
Explanation of Columns in the Remarks (WP 0036 00, Table 3)

Column (1) – Remarks Code. The code recorded in column (6) of the MAC.

Column (2) – Remarks. This column lists information pertinent to the maintenance function being performed as indicated in the MAC.

#### **END OF WORK PACKAGE**

This page was intentionally left blank

**SUPPORTING INFORMATION  
FPU SYSTEMS OPERATION MANUAL  
(INCLUDING REPAIR PARTS & SPECIAL TOOL LIST)  
FOR  
MODELS FPU-8-4/BOH-CARGO-12-3 & FPU-20-3  
MAINTENANCE ALLOCATION CHART (MAC)**

(1) Group Number	(2) Component/Assembly	(3) Maintenance Function	(4) Maintenance Level					(5) Tools and Equipment Ref Code	(6) Remarks
			Unit		Direct Support	General Support	Depot		
			C	O	F	H	D		
00	FPU SYSTEMS								
01	FPU-8-4/BOH-CARGO-12-3								
0101	Connector Kit	INSPECT		0.2					
		SERVICE		0.5					
		REPLACE		0.5					
02	FPU-12-3								
0201	Door Assembly	INSPECT	0.1	0.1					
		SERVICE		0.2					
		ALIGN			0.5				
		REPLACE			1				
		REPAIR			1				
0202	Vertical Rack Frame	INSPECT	0.2	0.2					
		SERVICE		0.2					
		REPAIR			0.5				
		REPLACE			1				
0203	Parts Storage AIDS								
020301	Drawer Assemblies	INSPECT		0.2					
		SERVICE		0.2					
		REPLACE		0.7					

(1)	(2)	(3)	(4)					(5)	(6)
Group Number	Component/Assembly	Maintenance Function	Maintenance Level					Tools and Equipment Ref Code	Remarks
			Unit		Direct Support	General Support	Depot		
			C	O	F	H	D		
020302	Constraint Bar	INSPECT	0.1	0.1					
		REPLACE		0.1					
		REPAIR		0.2					
0204	Bulk Storage AIDS								
020401	Pallets	INSPECT	0.2	0.2					
		SERVICE		0.2					
		REPLACE		0.1					
020402	Pallet Ledge	INSPECT	0.2	0.2					
		SERVICE		0.1					
		REPLACE		0.5					
		REPAIR		1					
03	FPU-8 Container								
0301	Folding Steps	INSPECT	0.1	0.1					
		SERVICE		0.1					
		REPLACE		0.2					
0302	Rear Roller Assembly	INSPECT		0.1					
		SERVICE		0.1					
		REPLACE		0.2					
		REPAIR		0.3					
0303	Door Assembly	INSPECT	0.1	0.1					
		SERVICE		0.2					
		ALIGN			0.5				
		REPLACE			1				
		REPAIR			1				
0304	Vertical Rack Frame	INSPECT	0.2	0.2					
		SERVICE		0.2					
		REPLACE			0.5				
		REPAIR			1				

(1)	(2)	(3)	(4)					(5)	(6)
Group Number	Component/Assembly	Maintenance Function	Maintenance Level					Tools and Equipment Ref Code	Remarks
			Unit		Direct Support	General Support	Depot		
			C	O	F	H	D		
030301	Floor Adapter Plate	INSPECT		0.2					
		SERVICE		0.1					
		REPLACE		0.6					
		REPAIR		0.6					
020402	Pallets	INSPECT	0.2	0.2					
		SERVICE		0.2					
		REPLACE		0.1					
020403	Pallet Ledge	INSPECT	0.2	0.2					
		SERVICE		0.1					
		REPLACE		0.5					
		REPAIR		1					
020404	Tie Down Ring	INSPECT	0.1	0.1					
		SERVICE		0.1					
		REPLACE		0.2					

(1) Group Number	(2) Component/Assembly	(3) Maintenance Function	(4) Maintenance Level					(5) Tools and Equipment Ref Code	(6) Remarks
			Unit		Direct Support	General Support	Depot		
			C	O	F	H	D		
03	FPU-20-3								
0305	Folding Steps	INSPECT	0.1	0.1					
		SERVICE		0.1					
		REPLACE		0.2					
0306	Rear Roller Assembly	INSPECT		0.1					
		SERVICE		0.1					
		REPLACE		0.2					
		REPAIR		0.3					
0301	Door Assembly	INSPECT	0.1	0.1					
		SERVICE		0.2					
		ALIGN			0.5				
		REPLACE			1				
		REPAIR			1				
0302	Vertical Rack Frame	INSPECT	0.2	0.2					
		SERVICE		0.2					
		REPAIR			0.5				
		REPLACE			1				
0303	Parts Storage AIDS								
030301	Drawer Assemblies	INSPECT		0.2					
		SERVICE		0.2					
		REPLACE		0.7					
030302	Constraint Bar	INSPECT	0.1	0.1					
		REPLACE		0.1					
		REPAIR		0.2					

(1)	(2)	(3)	(4)					(5)	(6)
Group Number	Component/Assembly	Maintenance Function	Maintenance Level					Tools and Equipment Ref Code	Remarks
			Unit	Direct Support	General Support	Depot			
			C	O	F	H	D		
030402	Floor Adapter Plate	INSPECT		0.2					
		SERVICE		0.1					
		REPLACE		0.6					
		REPAIR		0.6					
030403	Tie Down Ring	INSPECT	0.1	0.1					
		SERVICE		0.1					
		REPLACE		0.2					

**END OF WORK PACKAGE**

This page was intentionally left blank

---

**SUPPORTING INFORMATION  
FPU SYSTEMS OPERATION MANUAL  
(INCLUDING REPAIR PARTS & SPECIAL TOOL LIST)  
FOR  
MODELS FPU-8-4/BOH-CARGO-12-3 & FPU-20-3  
INTRODUCTION TO REPAIR PARTS & SPECIAL TOOL LIST**

---

## INTRODUCTION

### SCOPE

This Repair Parts & Special Tools List (RPSTL) lists and authorizes spares and repair parts; special tools; special test, measurement, and diagnostic equipment (TMDE); and other special support equipment required for performance of Operator, Unit, and Direct Support maintenance of the Field Pack Up system (FPU SYSTEMS). It authorizes the requisitioning, issue, and disposition of spares, repair parts, and special tools as indicated by the Source, Maintenance, and Recoverability (SMR) codes.

### GENERAL

In addition to the Introduction work package, this RPSTL is divided into the following work packages:

1. **Repair Parts List Work Packages.** Work packages containing lists of spares and repair parts authorized by this RPSTL for use in the performance of maintenance. These work packages also include parts which must be removed for replacement of the authorized parts. Parts lists are composed of functional groups in ascending alphanumeric sequence, with the parts in each group listed in ascending figure and item number sequence. Sending units, brackets, filters, and bolts are listed with the component they mount on. Bulk materials are listed by item name in FIG. BULK at the end of the work packages. Repair parts kits are listed separately in their own functional group and work package. Repair parts for reparable special tools are also listed in a separate work package. Items listed are shown on the associated illustrations.

**Special Tools List Work Packages.** Work packages containing lists of special tools, special TMDE, and special support equipment authorized by this RPSTL (as indicated by Basis of Issue (BOI) information in the Description and Usable On Code (UOC) column). Tools that are components of common tool sets and/or Class VII are not listed

2. **Cross-Reference Indexes Work Packages.** There are two cross-reference indexes work packages in this RPSTL: the National Stock Number (NSN) Index work package and the Part Number (P/N) Index work package. The National Stock Number Index work package refers you to the figure and item number. The Part Number Index work package refers you to the figure and item number.

### EXPLANATION OF COLUMNS IN THE REPAIR PARTS LIST AND SPECIAL TOOLS LIST WORK PACKAGES

**ITEM NO.** (Column (1)). Indicates the number used to identify items called out in the illustration.

**NSN** (Column (2)). The NSN for the item is listed in this column.

CAGEC (Column (3)). The Commercial and Government Entity Code (CAGEC) is a five-digit code which is used to identify the manufacturer, distributor, or Government agency/activity that supplies the item.

PART NUMBER (Column (4)). Indicates the primary number used by the manufacturer (individual, company, firm, corporation, or Government activity), which controls the design and characteristics of the item by means of its engineering drawings, specifications, standards, and inspection requirements to identify an item or range of items.

### NOTE

When you use an NSN to requisition an item, the item you receive may have a different P/N from the number listed.

### DESCRIPTION AND USABLE ON CODE (UOC)

(Column (5)). This column includes the following information:

1. The federal item name, and when required, a minimum description to identify the item.
2. P/Ns of bulk materials are referenced in this column in the line entry to be manufactured or fabricated.
3. Hardness Critical Item (HCI). A support item that provides the equipment with special protection from electromagnetic pulse (EMP) damage during a nuclear attack.
4. The statement END OF FIGURE appears just below the last item description in column (6) for a given figure in both the repair parts list and special tools list work packages.

QTY (Column (6)). The QTY (quantity per figure) column indicates the quantity of the item used in the breakout shown on the illustration/figure, which is prepared for a functional group, sub-functional group, or an assembly. A "V" appearing in this column instead of a quantity indicates that the quantity is variable and quantity may change from application to application.

### EXPLANATION OF CROSS-REFERENCE INDEXES WORK PACKAGES FORMAT AND COLUMNS.

1. National Stock Number (NSN) Index Work Package.

STOCK NUMBER Column. This column lists the NSN in National Item Identification Number (NIIN) sequence. The NIIN consists of the last nine digits of the NSN.

NSN  
(e.g., 5385-01-574-1476)

When using this column to locate an item, ignore the first four digits of the NSN. However, the complete NSN should be used when ordering items by stock number.

FIG. Column. This column lists the number of the figure where the item is identified/located. The figures are in numerical order in the repair parts list and special tools list work packages.

ITEM Column. The item number identifies the item associated with the figure listed in the adjacent FIG. Column. This item is also identified by the NSN listed on the same line.

2. Part Number (P/N) Index Work Package. P/Ns in this index are listed in ascending alphanumeric sequence (vertical AIDS of letter and number combinations which places the first letter or digit of each group in order A through Z, followed by the numbers 0 through 9 and each following letter or digit in like order).

**PART NUMBER** Column. Indicates the P/N assigned to the item.

**FIG.** Column. This column lists the number of the figure where the item is identified/located in the repair parts list and special tools list work packages.

**ITEM** Column. The item number is the number assigned to the item as it appears in the figure referenced in the adjacent figure number column.

### SPECIAL INFORMATION

**UOC.** The UOC appears in the lower left corner of the Description Column heading. Usable On Codes are shown as "UOC: . . ." in the Description Column (justified left) on the first line under the applicable item/nomenclature. None coded items are applicable to all models. Identification of the UOCs used in this RPSTL are:

<b>CODE</b>	<b>Used On</b>
FAA	Model FPU-8-4/BOH CARGO 12-3 GREEN – Forrest Green
FAB	Model FPU-8-4/BOH CARGO 12-3 TAN – Desert Sand
FAC	Model FPU-20-3 GREEN – Forrest Green
FAD	Model FPU-20-3 TAN – Desert Sand

**Fabrication Instructions.** Bulk materiel required to manufacture items are listed in the bulk materiel functional group of this RPSTL. Part numbers for bulk materiel are also referenced in the Description Column of the line item entry for the item to be manufactured/fabricated. Detailed fabrication instructions for items source Coded to be manufactured or fabricated are found in: Not Applicable.

**Index Numbers.** Items which have the word BULK in the figure column will have an index number shown in the item number column. This index number is a cross-reference between the NSN and P/N index work packages and the bulk materiel list in the repair parts list work package.

**Illustrations List.** The illustrations in this RPSTL contain unit and direct support authorized items. The tabular list in the repair parts list work package contains only those parts coded "O" and "F" in the third position of the SMR code, therefore, there may be a break in the item number sequence.

### HOW TO LOCATE REPAIR PARTS

A. When NSNs or P/Ns Are Not Known.

1. Using the table of contents, determine the assembly group to which the item belongs. This is necessary since figures are prepared for assembly groups and subassembly groups, and lists are divided into the same groups.
2. Find the figure covering the functional group or the sub functional group to which the item belongs.
3. Identify the item on the figure and note the number(s).
4. Look in the repair parts list work packages for the figure and item numbers. The NSNs and part numbers are on the same line as the associated item numbers.

B. When NSN Is Known.

1. If you have the NSN, look in the STOCK NUMBER column of the NSN index work package. The NSN is arranged in NIIN sequence. Note the figure and item number next to the NSN.
2. Turn to the figure and locate the item number. Verify that the item is the one you are looking for.

C. When the P/N Is Known.

1. If you have the P/N and not the NSN, look in the PART NUMBER column of the P/N index work package. Identify the figure and item number.
2. Look up the item on the figure in the applicable repair parts list work package.

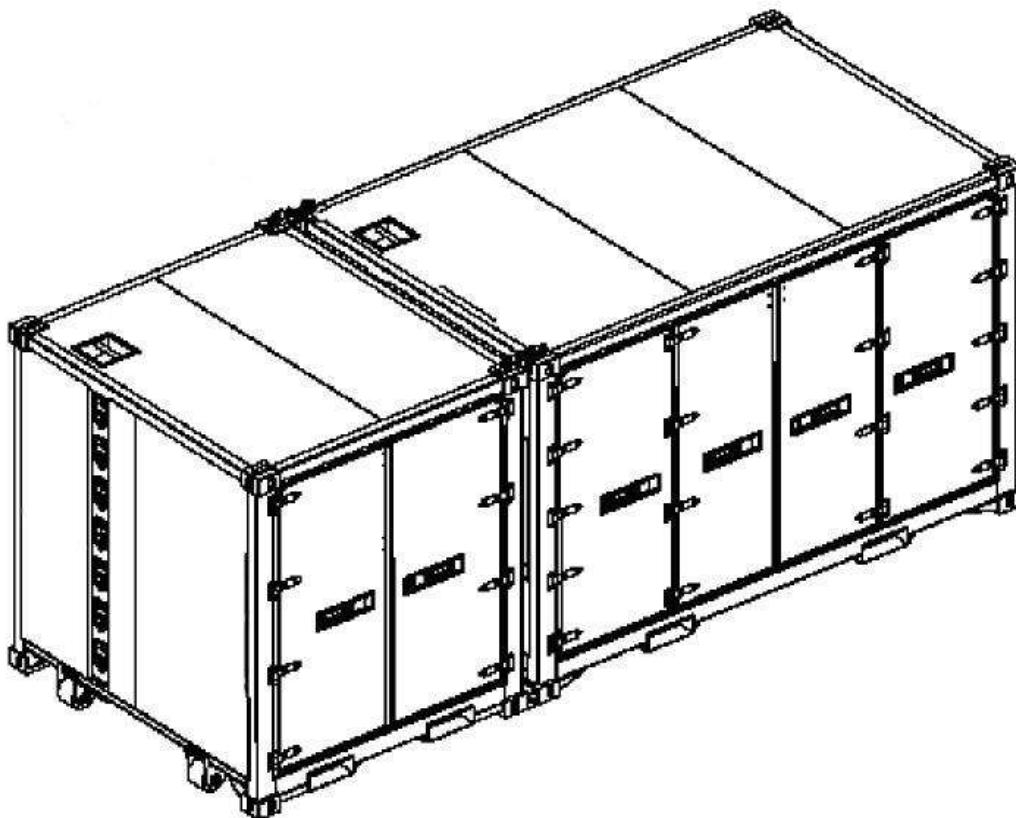
**END OF WORK PACKAGE**

---

**SUPPORTING INFORMATION  
FPU SYSTEMS OPERATION MANUAL  
(INCLUDING REPAIR PARTS & SPECIAL TOOL LIST)  
FOR  
MODEL FPU-8-4/BOH-CARGO-12-3**

**FPU CARGO CONTAINER**

---



**FPU-8-4/BOH-CARGO-12-3**

FPU BOH CARGO-8-4/12-3 CONTAINER

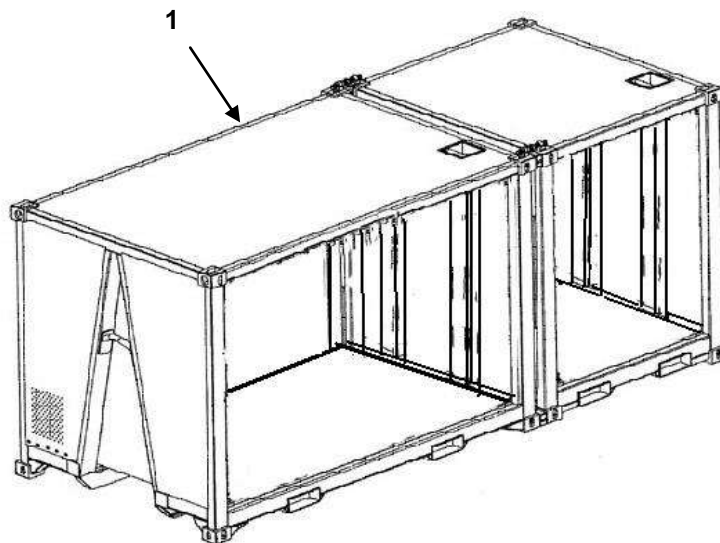


FIGURE 01 FPU BOH CARGO-8-4/12-3 CONTAINER  
DOORS REMOVED FOR CLARITY

(1) ITEM NO.	(2) NSN	(3) CAGEC	(4) PART NUMBER	(5) DESCRIPTION AND USABLE ON CODE (UOC)	(6) QTY
				<b>GROUP 01 FIGURE 01 FPU BOH CARGO-8-4/12- 3 CONTAINER</b>	
1	Not Assigned	1NSG3	15001408-001	FPU BOH CARGO-8-4/12-3 CONTAINER GREEN UOC FAA	1
1	Not Assigned	1NSG3	15001408-002	FPU BOH CARGO-8-4/12-3 CONTAINER TAN UOC FAB	1
<b>END OF FIGURE 01</b>					

FPU-8-4/BOH-CARGO-12-3 CONNECTOR KIT

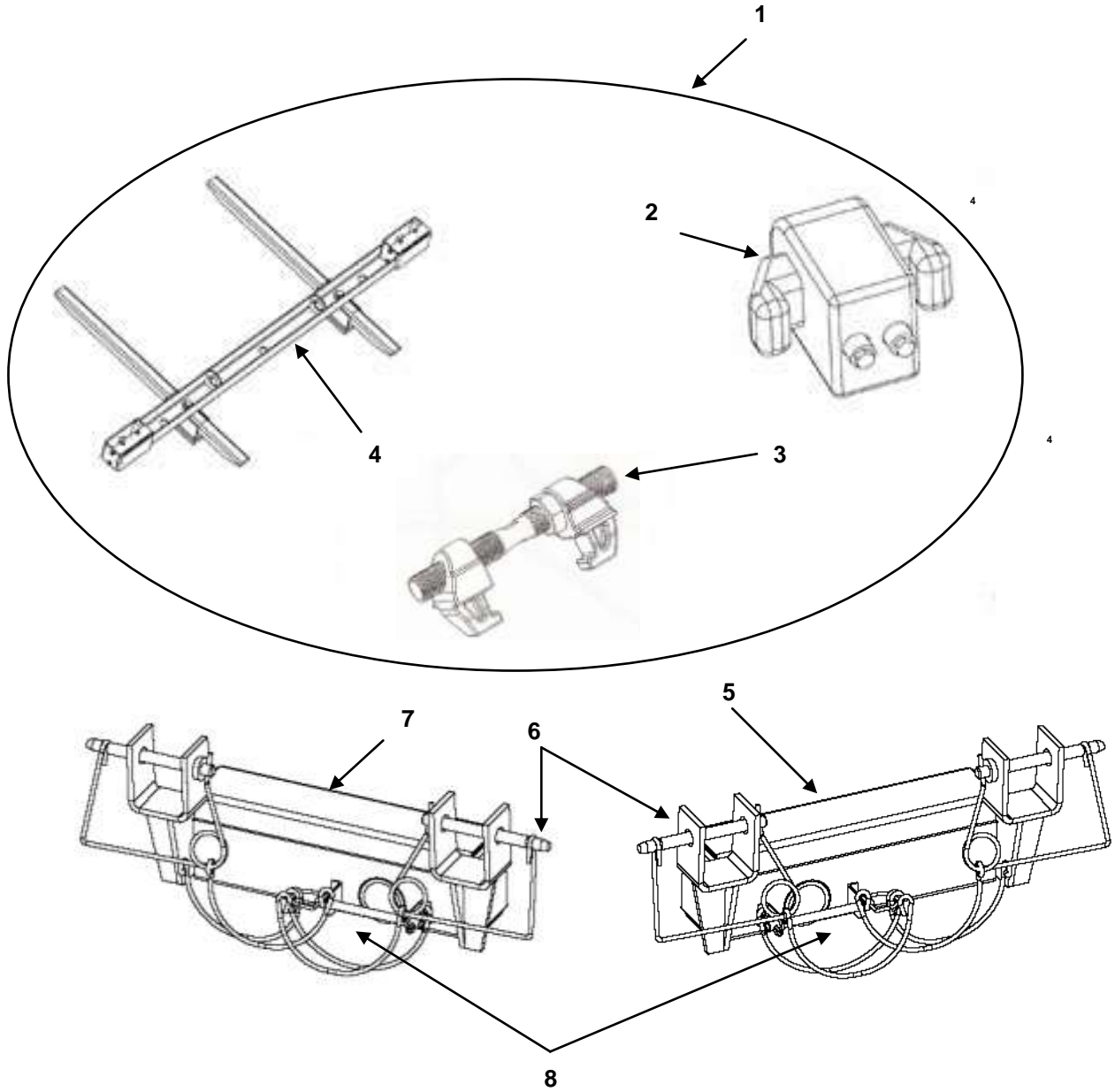


FIGURE 02 FPU-8-4/BOH-CARGO-12-3 CONNECTOR KIT

(1) ITEM NO.	(3) NSN	(3) CAGEC	(4) PART NUMBER	5DESCRIPTION AND USABLE ON CODE (UOC)	(6) QT Y
				<b>GROUP 0101 FIGURE 02 FPU-8-4/BOH-CARGO-12-3 CONNECTOR KIT</b>	
1	Not Assigned	1NSG3	15310101-001	CONNECTOR KIT GREEN UOC FAA	1
1	Not Assigned	1NSG3	15310101-002	CONNECTOR KIT TAN UOC FAB	1
2	5410-01-363-7086	65059	12900BA-1PZ	INTERCONNECTOR HORI UOC FAA,FAB	4
3	Not Assigned	1NSG3	15312220	BRIDGE LOCK UOC FAA,FAB	2
4	Not Assigned	1NSG3	16503454-001	LOAD RAIL CONNECTOR GREEN UOC FAA,FAB	1
4	Not Assigned	1NSG3	16503454-002	LOAD RAIL CONNECTOR TAN UOC: FAA,FAB	1
5	Not Assigned	1NSG3	16501051-001	.ADAPTER, TRAILER ROAD UOC: FAA,FAB	1
5	Not Assigned	1NSG3	16501051-002	.ADAPTER, TRAILER ROAD UOC: FAA,FAB	1
6	Not Assigned	1NSG3	15312260	..PIN, CONNECTING UOC: FAA,FAB	4
7	Not Assigned	1NSG3	16501050-001	.ADAPTER, TRAILER CURB UOC FAA,FAB	1
7	Not Assigned	1NSG3	16501050-002	.ADAPTER, TRAILER CURB UOC FAA,FAB	1
8	Not Assigned	1NSG3	15120662	..PIN WITH LANYARD FAA,FAB	2
<b>END OF FIGURE 02</b>					

BOH CARGO-12-3 CONTAINER

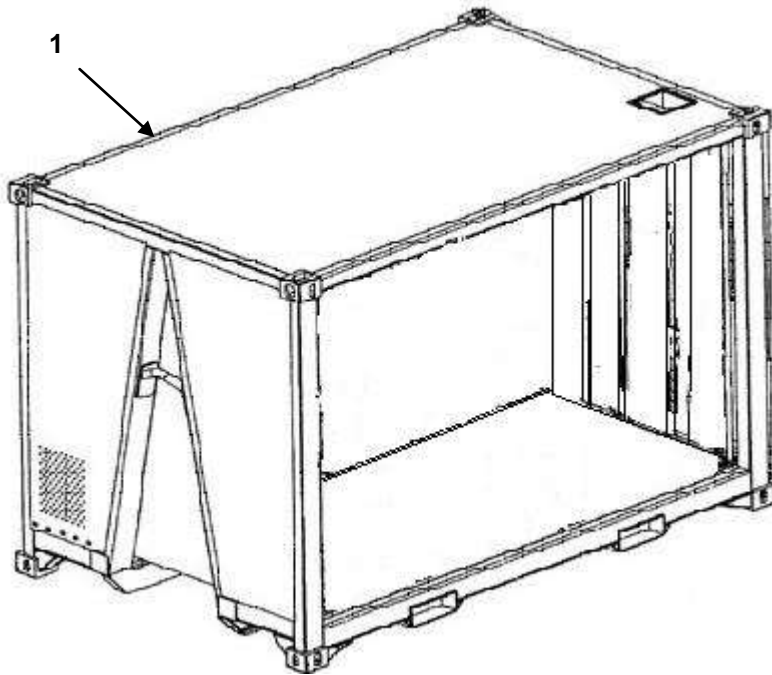
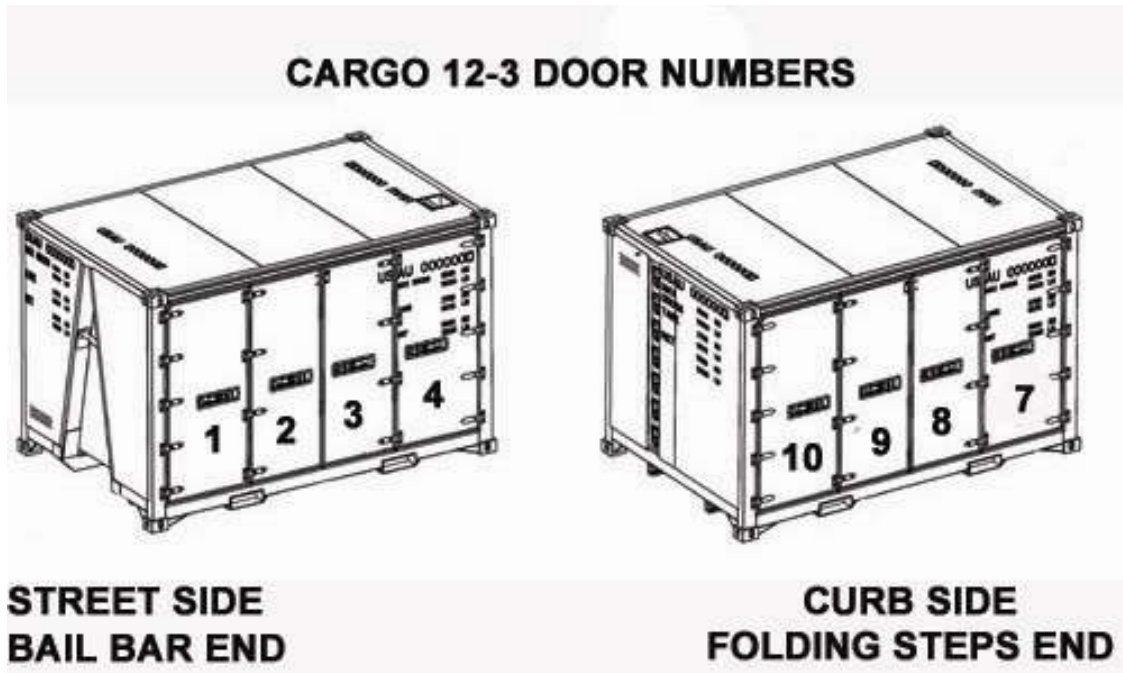


FIGURE 03 BOH CARGO-12-3 CONTAINER  
DOORS REMOVED FOR CLARITY

(1) ITEM NO.	(2) NSN	(3) CAGEC	(4) PART NUMBER	(5) DESCRIPTION AND USABLE ON CODE (UOC)	(6) QTY
				<b>GROUP 02 FIGURE 03 BOH CARGO-12-3 CONTAINER</b>	
1	Not Assigned	1NSG3	15001212-001	FPU-12-3 GREEN UOC FAA	1
1	Not Assigned	1NSG3	15001212-002	FPU-12-3 TAN UOC FAB	1
<b>END OF FIGURE 03</b>					

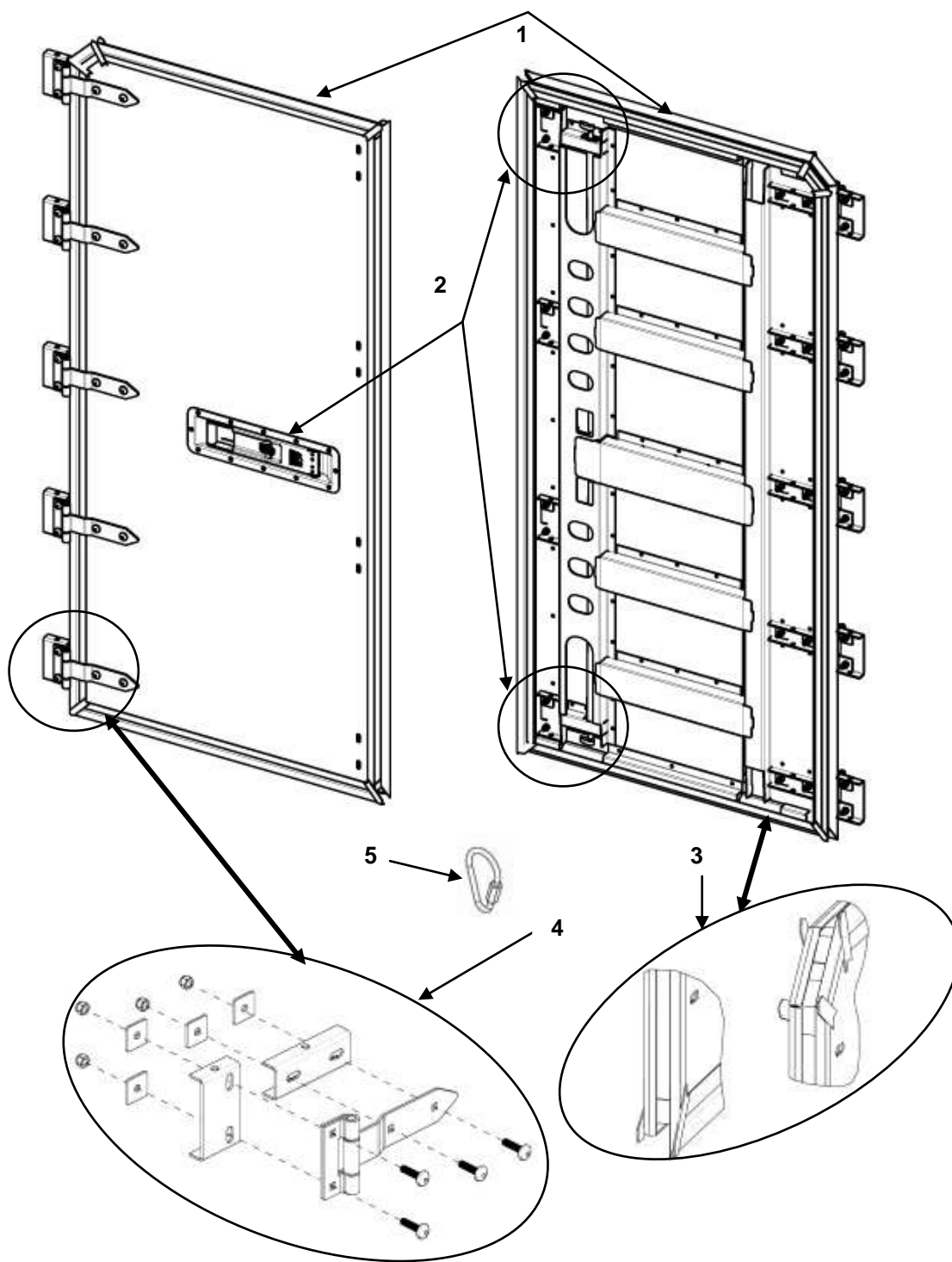
**DOOR ASSEMBLIES #1 thru #4 and #7 Thru #10**  
**NOTE: APPLICABLE ONLY TO THE BOH CARGO-12-3**



**FIGURE 04 DOOR ASSEMBLIES #1 thru #4 and #7 Thru #10**

(1) ITEM NO.	(2) NSN	(3) CAGEC	(4) PART NUMBER	(5) DESCRIPTION AND USABLE ON CODE (UOC)	(6) QTY
				<b>GROUP 0201 FIGURE 04 DOOR ASSEMBLY #1 THRU #4 STREET SIDE AND # 7 THRU #10 STREET AND CURB SIDE</b>	
1	Not Assigned	1NSG3	15981501-001	DOOR COMPLETE #1 GREEN UOC FAA	1
1	Not Assigned	1NSG3	15981501-002	DOOR COMPLETE #1 TAN UOC FAB	1
2	Not Assigned	1NSG3	15981502-001	DOOR COMPLETE #2 GREEN UOC FAA	1
2	Not Assigned	1NSG3	15981502-001	DOOR COMPLETE #2 TAN UOC FAB	1
3	Not Assigned	1NSG3	15981503-001	DOOR COMPLETE #3 GREEN UOC FAA	1
3	Not Assigned	1NSG3	15981503-002	DOOR COMPLETE #3 TAN UOC FAB	1
4	Not Assigned	1NSG3	15981504-001	DOOR COMPLETE #4 GREEN UOC FAA	1
4	Not Assigned	1NSG3	15981504-002	DOOR COMPLETE #4 TAN UOC FAB	1
7	Not Assigned	1NSG3	15981507-001	DOOR COMPLETE #7 GREEN UOC FAA	1
7	Not Assigned	1NSG3	15981507-002	DOOR COMPLETE #7 TAN UOC FAB	1
8	Not Assigned	1NSG3	15981503-001	DOOR COMPLETE #8 GREEN UOC FAA	1
8	Not Assigned	1NSG3	15981503-002	DOOR COMPLETE #8 TAN UOC FAB	1
9	Not Assigned	1NSG3	15981502-001	DOOR COMPLETE #9 GREEN UOC FAA	1
9	Not Assigned	1NSG3	15981502-002	DOOR COMPLETE #9 TAN UOC FAB	1
10	Not Assigned	1NSG3	15981501-001	DOOR COMPLETE #10 GREEN UOC FAA	1
10	Not Assigned	1NSG3	15981501-002	DOOR COMPLETE #10 TAN UOC FAB	1
<b>END OF FIGURE 04</b>					

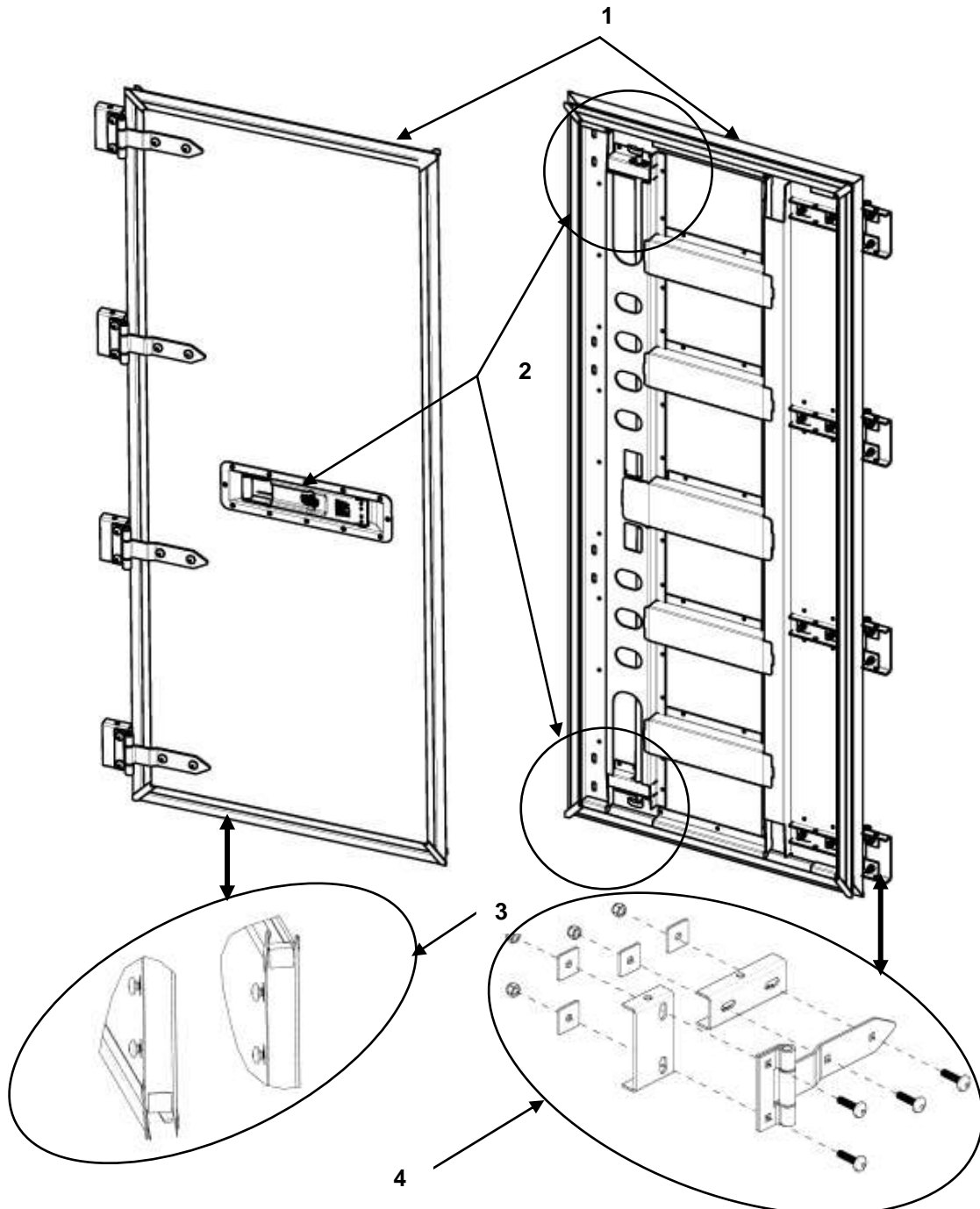
**DOOR ASSEMBLY #1**  
**NOTE: APPLICABLE ONLY TO THE BOH CARGO-12-3**



**FIGURE 05 DOOR ASSEMBLY #1 FPU-12-3 STREET SIDE**

(1) ITEM NO.	(2) NSN	(3) CAGEC	(4) PART NUMBER	(5) DESCRIPTION AND USABLE ON CODE (UOC)	(6) QTY
				<b>GROUP 0201 FIGURE 05 DOOR ASSEMBLY #1</b>	
1	Not Assigned	1NSG3	15981501-001	DOOR COMPLETE #1 GREEN UOC FAA	1
2	Not Assigned	1NSG3	16505541	.HANDLE KIT W/HARDWARE	1
3	Not Assigned	1NSG3	16505513	.DOOR SEAL KIT 1&10	1
4	Not Assigned	1NSG3	15988513	.HINGE KIT W/HARDWARE	5
5	Not Assigned	1NSG3	15312108	.THREADED CONNECTOR PEAR SHAPED	1
1	Not Assigned	1NSG3	15981501-002	DOOR COMPLETE #1 TAN UOC FAB	1
2	Not Assigned	1NSG3	16505541	.HANDLE KIT W/HARDWARE	1
3	Not Assigned	1NSG3	16505513	.DOOR SEAL KIT 1&10	1
4	Not Assigned	1NSG3	15988513	.HINGE KIT W/HARDWARE	5
5	Not Assigned	1NSG3	15312108	.THREADED CONNECTOR PEAR SHAPED	1
<b>END OF FIGURE 05</b>					

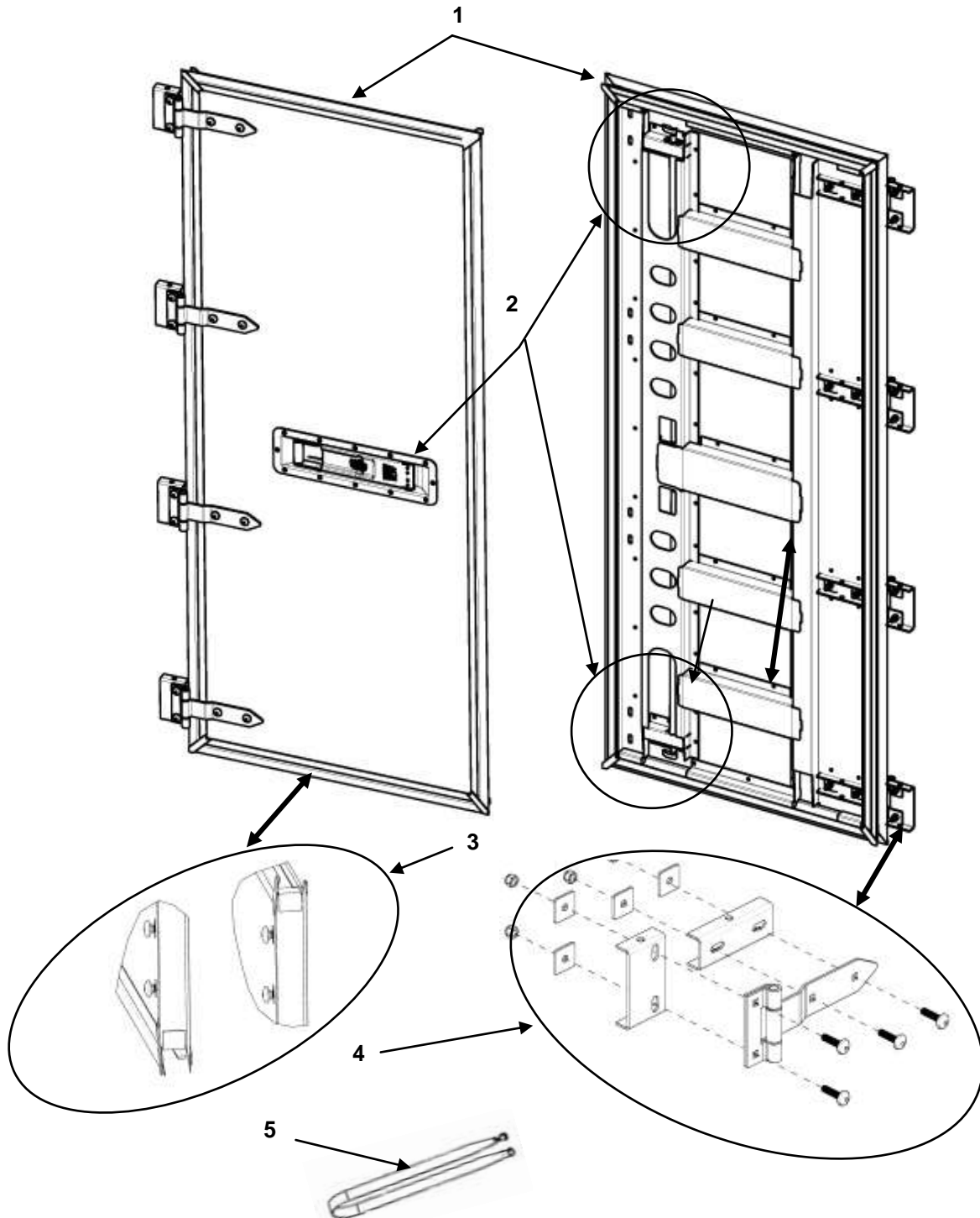
**DOOR ASSEMBLY #2**  
**NOTE: APPLICABLE ONLY TO THE BOH CARGO-12-3**



**FIGURE 06 DOOR ASSEMBLY # 2 BOH CARGO-12-3 STREET SIDE**

(1) ITEM NO.	(2) NSN	(3) CAGEC	(4) PART NUMBER	(5) DESCRIPTION AND USABLE ON CODE (UOC)	(6) QTY
				<b>GROUP 0201 FIGURE 06 DOOR ASSEMBLY # 2</b>	
1	Not Assigned	1NSG3	15981502-001	DOOR COMPLETE #2 GREEN UOC FAA	1
2	Not Assigned	1NSG3	16505541	.HANDLE KIT W/HARDWARE	1
3	Not Assigned	1NSG3	16505513	.DOOR SEAL KIT	1
4	Not Assigned	1NSG3	15988513	.HINGE KIT W/HARDWARE	4
1	Not Assigned	1NSG3	15981502-002	DOOR COMPLETE #2 TAN UOC FAB	1
2	Not Assigned	1NSG3	16505541	.HANDLE KIT W/HARDWARE	1
3	Not Assigned	1NSG3	16505515	.DOOR SEAL KIT	1
4	Not Assigned	1NSG3	15988513	.HINGE KIT W/HARDWARE	4
<b>END OF FIGURE 06</b>					

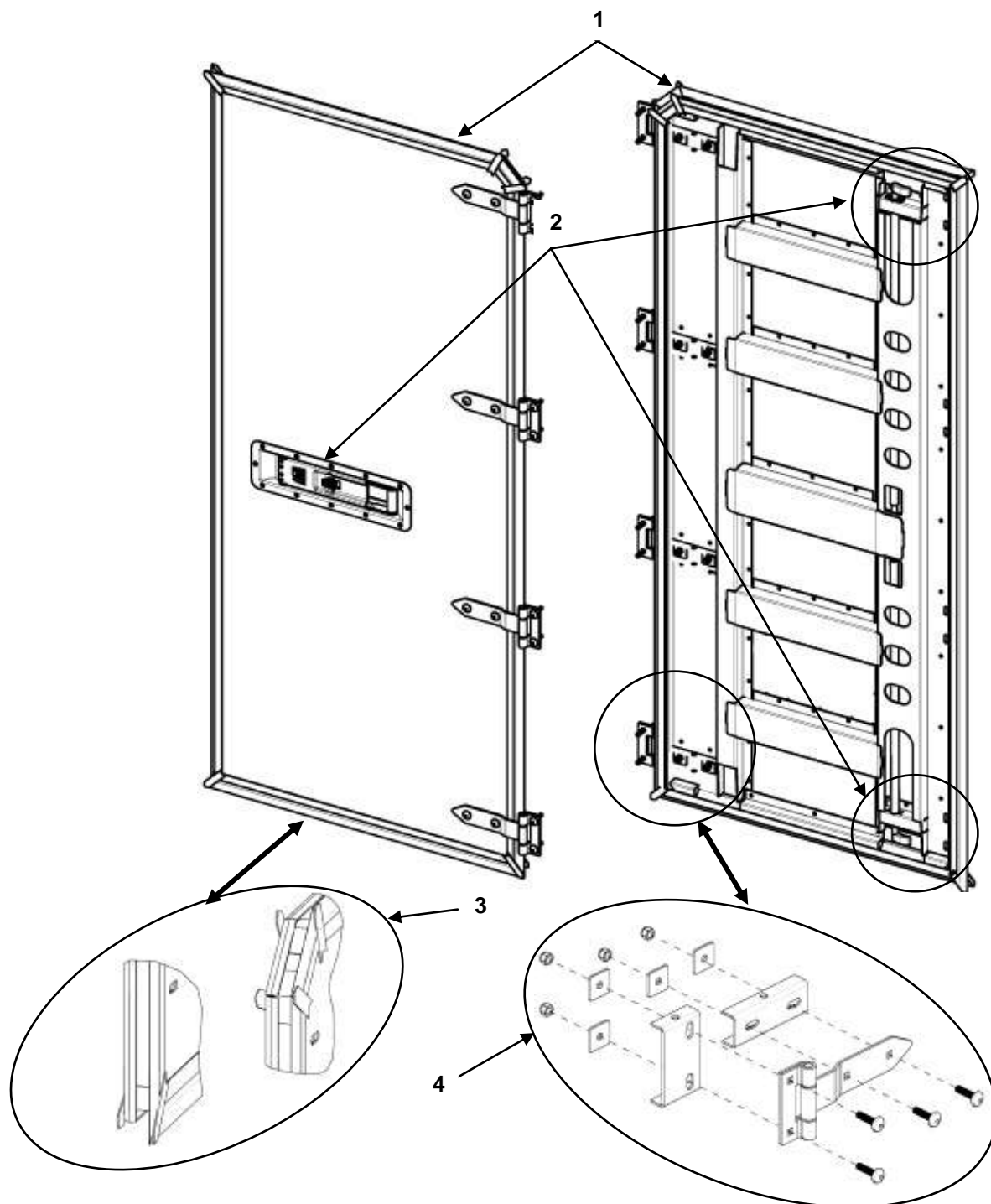
**DOOR ASSEMBLY #3**  
**NOTE: APPLICABLE ONLY TO THE BOH CARGO-12-3**



**FIGURE 07 DOOR ASSEMBLY # 3 BOH CARGO-12-3 STREET SIDE**

(1) ITEM NO.	(2) NSN	(3) CAGEC	(4) PART NUMBER	(5) DESCRIPTION AND USABLE ON CODE (UOC)	(6) QTY
				<b>GROUP 0201 FIGURE 07 DOOR ASSEMBLY # 3</b>	
1	Not Assigned	1NSG3	15981503-001	DOOR COMPLETE #3 GREEN UOC FAA	1
2	Not Assigned	1NSG3	16505541	.HANDLE KIT W/HARDWARE	1
3	Not Assigned	1NSG3	16505513	.DOOR SEAL KIT	1
4	Not Assigned	1NSG3	15988513	.HINGE KIT W/HARDWARE	4
5	Not Assigned	1NSG3	16504255	.RETENTION STRAP DOOR	1
1	Not Assigned	1NSG3	15981503-002	DOOR COMPLETE #3 TAN UOC FAB	1
2	Not Assigned	1NSG3	16505541	.HANDLE KIT W/HARDWARE	1
3	Not Assigned	1NSG3	16505515	.DOOR SEAL KIT	1
4	Not Assigned	1NSG3	15988513	.HINGE KIT W/HARDWARE	4
5	Not Assigned	1NSG3	16504255	.RETENTION STRAP DOOR	1
<b>END OF FIGURE 07</b>					

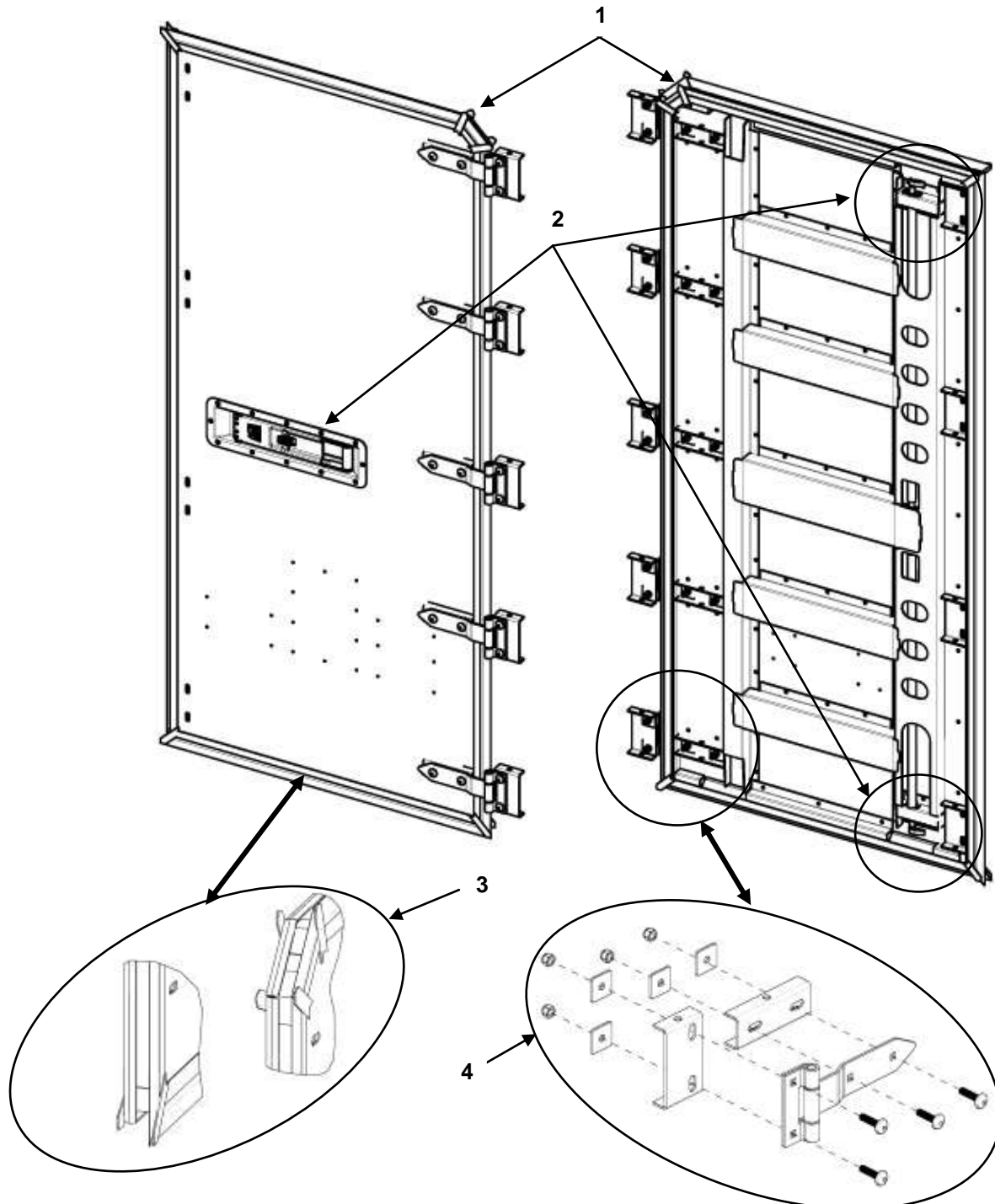
**DOOR ASSEMBLY #4**  
**NOTE: APPLICABLE ONLY TO THE BOH CARGO-12-3**



**FIGURE 08 DOOR ASSEMBLY #4 FPU-12-3 STREET SIDE**

(1) ITEM NO.	(2) NSN	(3) CAGEC	(4) PART NUMBER	(5) DESCRIPTION AND USABLE ON CODE (UOC)	(6) QTY
				<b>GROUP 0201 FIGURE 08 DOOR ASSEMBLY #4</b>	
1	Not Assigned	1NSG3	15981507-001	DOOR COMPLETE #4 GREEN UOC FAA	1
2	Not Assigned	1NSG3	16505541	.HANDLE KIT W/HARDWARE	1
3	Not Assigned	1NSG3	16505514	.DOOR SEAL KIT	1
4	Not Assigned	1NSG3	15988513	.HINGE KIT W/HARDWARE	4
1	Not Assigned	1NSG3	15981507-002	DOOR COMPLETE #4 TAN UOC FAB	1
2	Not Assigned	1NSG3	16505541	.HANDLE KIT W/HARDWARE	1
3	Not Assigned	1NSG3	16505514	.DOOR SEAL KIT	1
4	Not Assigned	1NSG3	15988513	.HINGE KIT W/HARDWARE	4
<b>END OF FIGURE 08</b>					

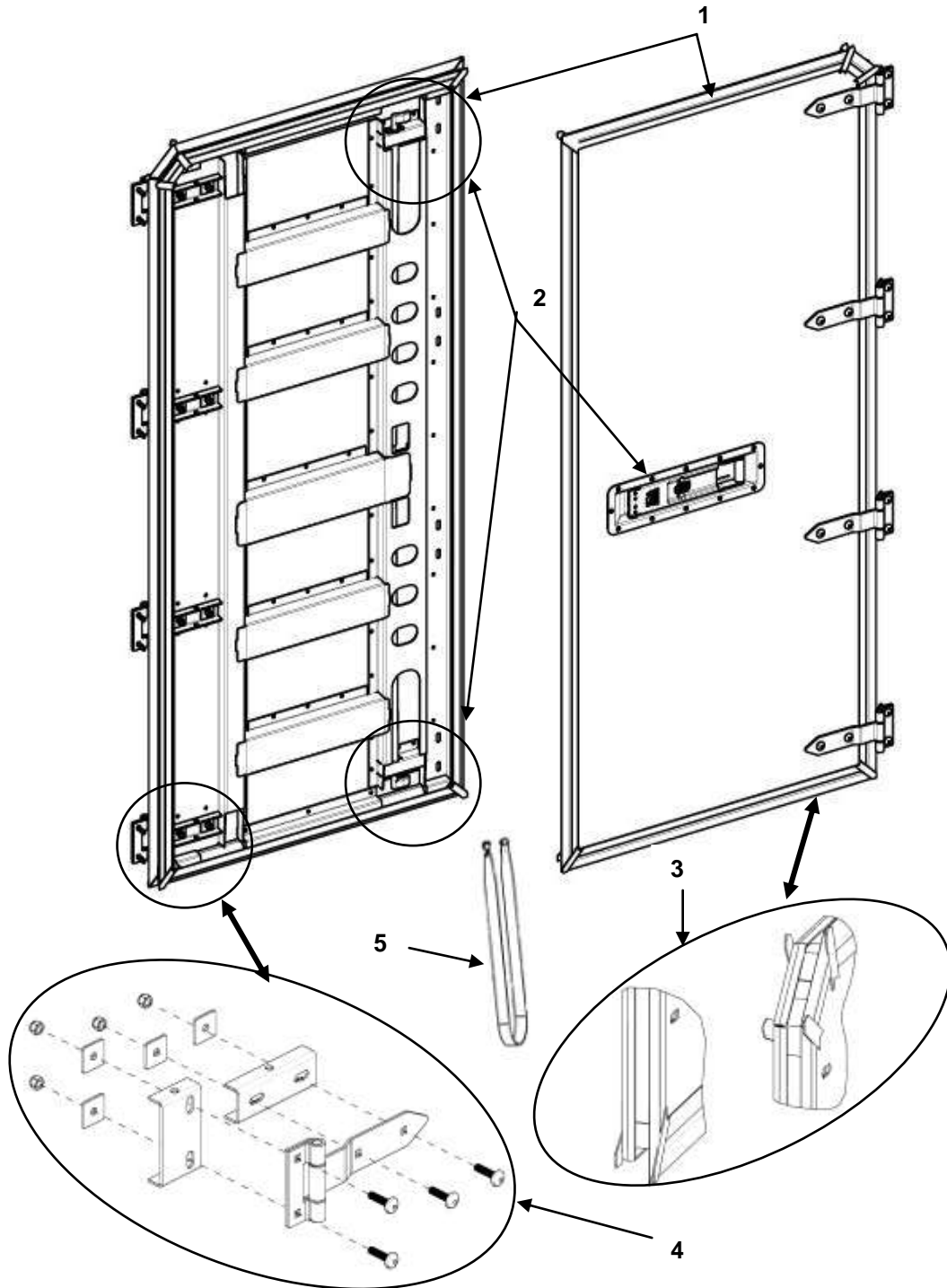
**DOOR ASSEMBLY #7**  
**NOTE: APPLICABLE ONLY TO THE BOH CARGO-12-3**



**FIGURE 09 DOOR ASSEMBLY #7 FPU-12-3 STREET SIDE**

(1) ITEM NO.	(2) NSN	(3) CAGEC	(4) PART NUMBER	(5) DESCRIPTION AND USABLE ON CODE (UOC)	(6) QTY
				<b>GROUP 0201 FIGURE 09 DOOR ASSEMBLY #7</b>	
1	Not Assigned	1NSG3	15981507-001	DOOR COMPLETE #7 GREEN UOC FAA	1
2	Not Assigned	1NSG3	16505541	.HANDLE KIT W/HARDWARE	1
3	Not Assigned	1NSG3	16505514	.DOOR SEAL KIT	1
4	Not Assigned	1NSG3	15988513	.HINGE KIT W/HARDWARE	5
1	Not Assigned	1NSG3	15981507-002	DOOR COMPLETE #7 TAN UOC FAB	1
2	Not Assigned	1NSG3	16505541	.HANDLE KIT W/HARDWARE	1
3	Not Assigned	1NSG3	16505514	.DOOR SEAL KIT	1
4	Not Assigned	1NSG3	15988513	.HINGE KIT W/HARDWARE	5
<b>END OF FIGURE 09</b>					

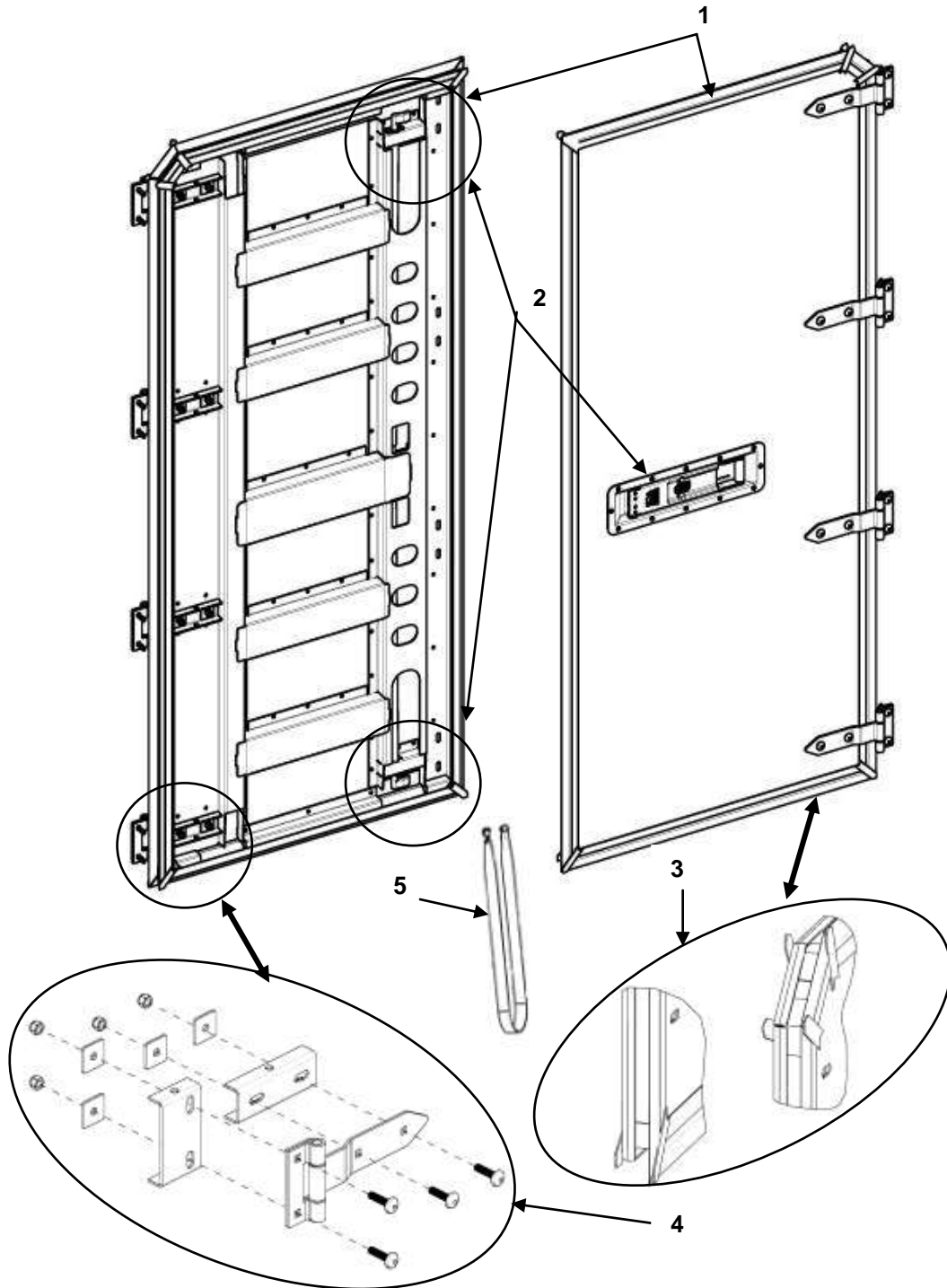
**DOOR ASSEMBLY #8**  
**NOTE: APPLICABLE ONLY TO THE BOH CARGO-12-3**



**FIGURE 10 DOOR ASSEMBLY # 8 BOH CARGO-12-3 STREET SIDE**

(1) ITEM NO.	(2) NSN	(3) CAGEC	(4) PART NUMBER	(5) DESCRIPTION AND USABLE ON CODE (UOC)	(6) QTY
				<b>GROUP 0201 FIGURE 10 DOOR ASSEMBLY # 8</b>	
1	Not Assigned	1NSG3	15981503-001	DOOR COMPLETE #8 GREEN UOC FAA	1
2	Not Assigned	1NSG3	16505541	.HANDLE KIT W/HARDWARE	1
3	Not Assigned	1NSG3	16505513	.DOOR SEAL KIT	1
4	Not Assigned	1NSG3	15988513	.HINGE KIT W/HARDWARE	4
5	Not Assigned	1NSG3	16504255	.RETENTION STRAP DOOR	1
1	Not Assigned	1NSG3	15981503-002	DOOR COMPLETE #8 TAN UOC FAB	1
2	Not Assigned	1NSG3	16505541	.HANDLE KIT W/HARDWARE	1
3	Not Assigned	1NSG3	16505515	.DOOR SEAL KIT	1
4	Not Assigned	1NSG3	15988513	.HINGE KIT W/HARDWARE	4
5	Not Assigned	1NSG3	16504255	.RETENTION STRAP DOOR	1
<b>END OF FIGURE 10</b>					

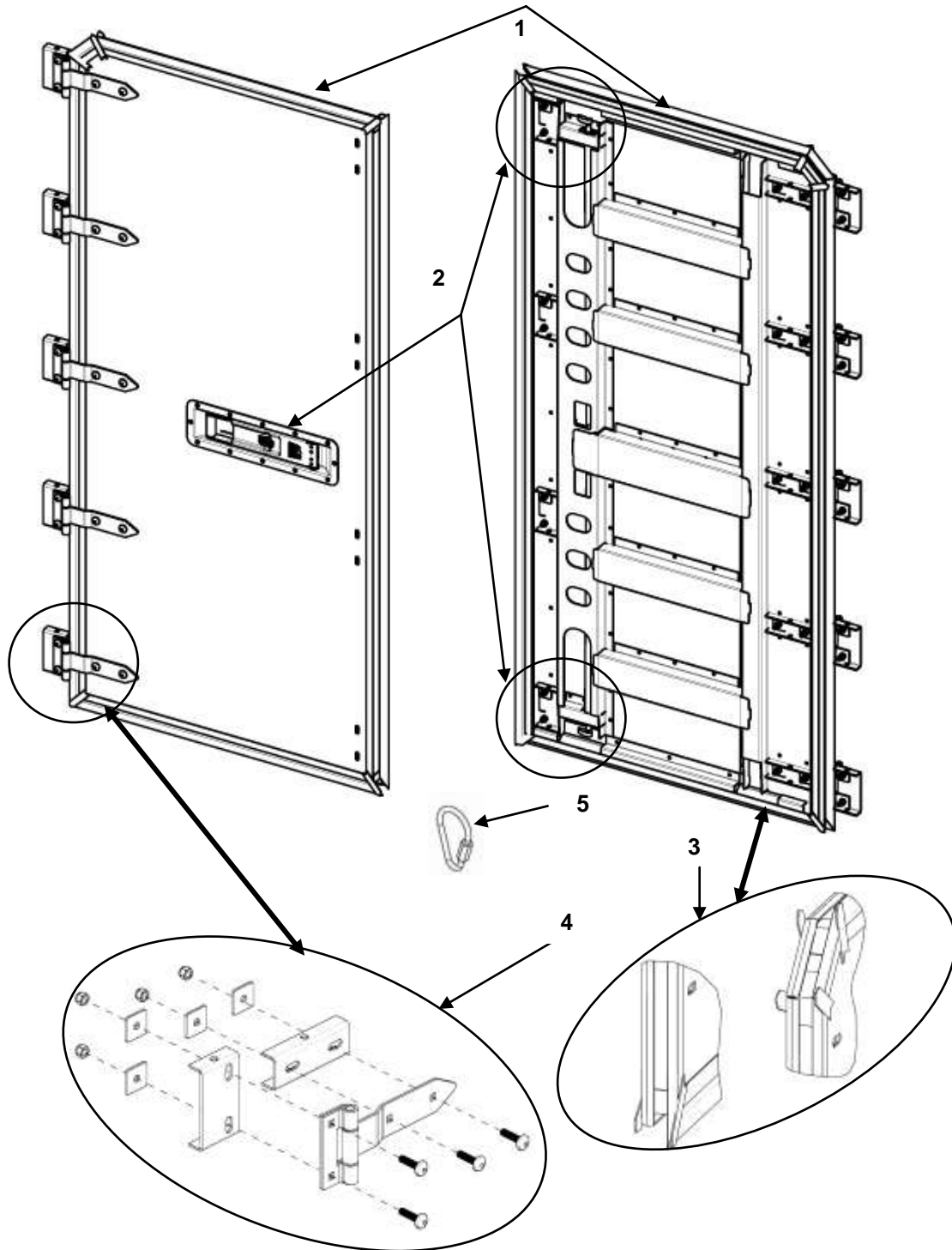
**DOOR ASSEMBLY #9**  
**NOTE: APPLICABLE ONLY TO THE BOH CARGO-12-3**



**FIGURE 11 DOOR ASSEMBLY # 9 BOH CARGO-12-3 STREET SIDE**

(1) ITEM NO.	(2) NSN	(3) CAGEC	(4) PART NUMBER	(5) DESCRIPTION AND USABLE ON CODE (UOC)	(6) QTY
				<b>GROUP 0201 FIGURE 11 DOOR ASSEMBLY # 9</b>	
1	Not Assigned	1NSG3	15981502-001	DOOR COMPLETE #9 GREEN UOC FAA	1
2	Not Assigned	1NSG3	16505541	.HANDLE KIT W/HARDWARE	1
3	Not Assigned	1NSG3	16505513	.DOOR SEAL KIT	1
4	Not Assigned	1NSG3	15988513	.HINGE KIT W/HARDWARE	4
5	Not Assigned	1NSG3	16504255	.RETENTION STRAP DOOR	1
1	Not Assigned	1NSG3	15981502-002	DOOR COMPLETE #9 TAN UOC FAB	1
2	Not Assigned	1NSG3	16505541	.HANDLE KIT W/HARDWARE	1
3	Not Assigned	1NSG3	16505515	.DOOR SEAL KIT	1
4	Not Assigned	1NSG3	15988513	.HINGE KIT W/HARDWARE	4
5	Not Assigned	1NSG3	16504255	.RETENTION STRAP DOOR	1
<b>END OF FIGURE 11</b>					

**DOOR ASSEMBLY #10**  
**NOTE: APPLICABLE ONLY TO THE BOH CARGO-12-3**



**FIGURE 12 DOOR ASSEMBLY #10 FPU-12-3 CURB SIDE**

(1) ITEM NO.	(2) NSN	(3) CAGEC	(4) PART NUMBER	(5) DESCRIPTION AND USABLE ON CODE (UOC)	(6) QTY
				<b>GROUP 0201 FIGURE 12 DOOR ASSEMBLY # 10</b>	
1	Not Assigned	1NSG3	15981501-001	DOOR COMPLETE #10 GREEN UOC FAA	1
2	Not Assigned	1NSG3	16505541	.HANDLE KIT W/HARDWARE	1
3	Not Assigned	1NSG3	16505513	.DOOR SEAL KIT 1&10	1
4	Not Assigned	1NSG3	15988513	.HINGE KIT W/HARDWARE	5
7	Not Assigned	1NSG3	15312108	.THREADED CONNECTOR PEAR SHAPED	1
1	Not Assigned	1NSG3	15981501-002	DOOR COMPLETE #10 TAN UOC FAB	1
2	Not Assigned	1NSG3	16505541	.HANDLE KIT W/HARDWARE	1
3	Not Assigned	1NSG3	16505513	.DOOR SEAL KIT 1&10	1
4	Not Assigned	1NSG3	15988513	.HINGE KIT W/HARDWARE	5
5	Not Assigned	1NSG3	15312108	.THREADED CONNECTOR PEAR SHAPED	1
<b>END OF FIGURE 12</b>					

VERTICAL RACK FRAME

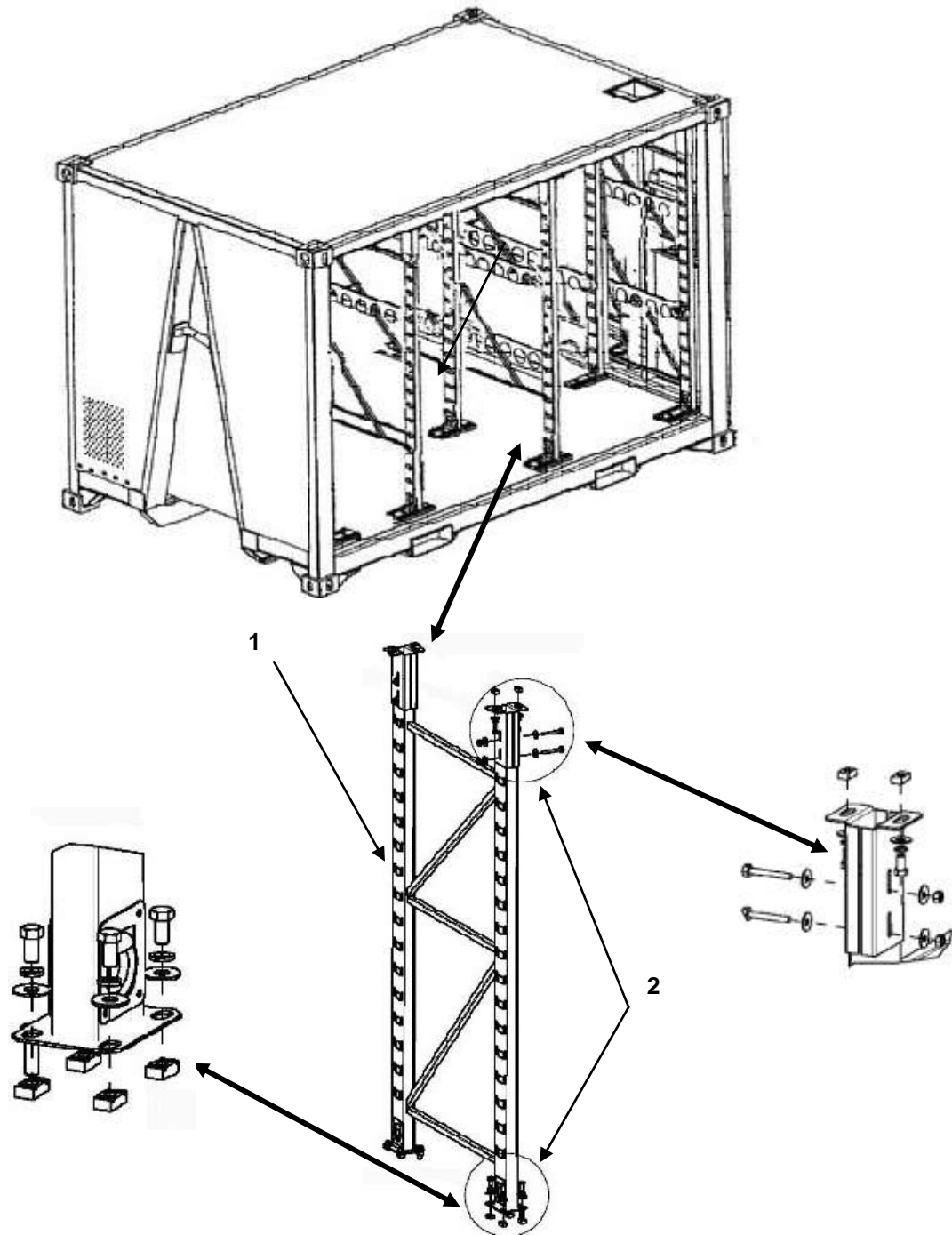


FIGURE 13 VERTICAL RACK FRAME

(1) ITEM NO.	(2) NSN	(3) CAGEC	(4) PART NUMBER	(5) DESCRIPTION AND USABLE ON CODE (UOC)	(6) QTY
				<b>GROUP 0202 FIGURE 13 VERTICAL RACK FRAME</b>	
1	Not Assigned	1NSG3	16250311- 001	VERTICAL RACK ASSY GREEN UCO: FAA,FAC	8
2	Not Assigned	INSG3	15981800	.MOUNTING KIT	2
1	Not Assigned	1NSG3	16250311- 002	VERTICAL RACK ASSY TAN UCO: FAB, FAD	8
2	Not Assigned	INSG3	15981800	.MOUNTING KIT	2
<b>END OF FIGURE 13</b>					

PARTS STORAGE

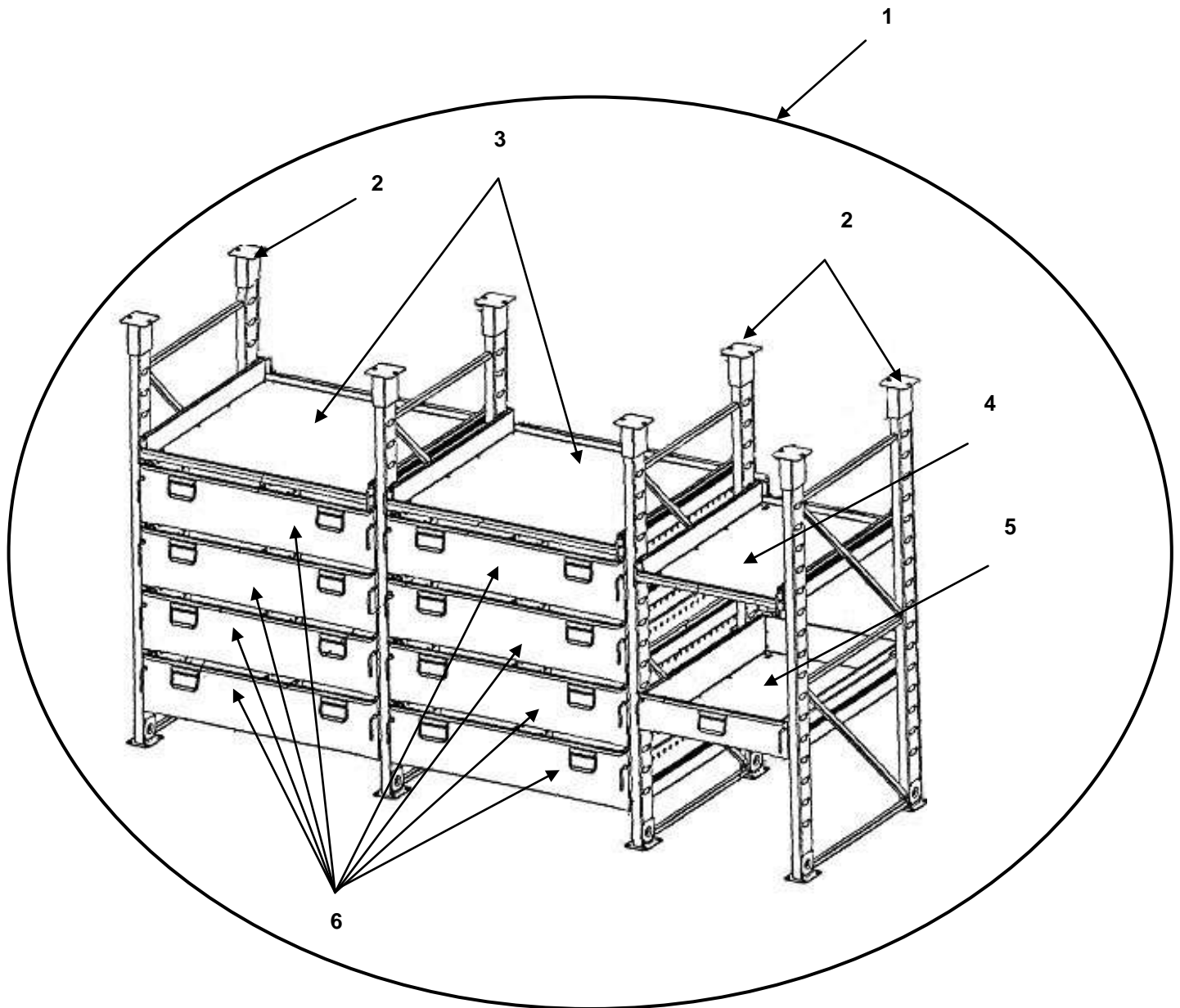


FIGURE 14 PARTS STORAGE AIDS

(1) ITEM NO.	(2) NSN	(3) CAGEC	(4) PART NUMBER	(5) DESCRIPTION AND USABLE ON CODE (UOC)	(6) QTY
				<b>GROUP 0203 FIGURE 14 PARTS STORAGE AIDS</b>	
1	8145-01-524-0249	1NSG3	15310023-001	.PARTS STORAGE ARRANGEMET GREEN UOC FAA	1
1	8145-01-524-0249	1NSG3	15310023-002	.PARTS STORAGE ARRANGEMET TAN UOC FAB	1
2	Not Assigned	1NSG3	16250311-01	..VERTICLE RACKS GREEN FAA	4
2	Not Assigned	1NSG3	16250311-002	..VERTICLE RACKS TAN FAB	4
3	Not Assigned	1NSG3	16502056-001	..DRAWER ASSY 2" x 48" GREEN UOC: FAA,FAC	2
3	Not Assigned	1NSG3	16502056-002	..DRAWER ASSY 2" x 48" TAN UOC: FAB,FAD	2
4	Not Assigned	1NSG3	16502050-001	..DRAWER ASSY 2" x 30" GREEN UOC: FAA,FAC	1
4	Not Assigned	1NSG3	16502050-002	..DRAWER ASSY 2" x 30" TAN UOC: FAB,FAD	1
5	Not Assigned	1NSG3	16503250-001	..DRAWER ASSY 8" x 30" GREEN. UOC: FAA,FAC	1
5	Not Assigned	1NSG3	16503250-002	..DRAWER ASSY 8" x 30" TAN. UOC: FAB,FAD	1
6	Not Assigned	1NSG3	16504750-001	..DRAWER ASSY 12" GREEN UOC: FAA,FAC	8
6	Not Assigned	1NSG3	16504750-002	..DRAWER ASSY 12" TAN UOC: FAB,FAD	8
<b>END OF FIGURE 14</b>					

DRAWER ASSEMBLIES

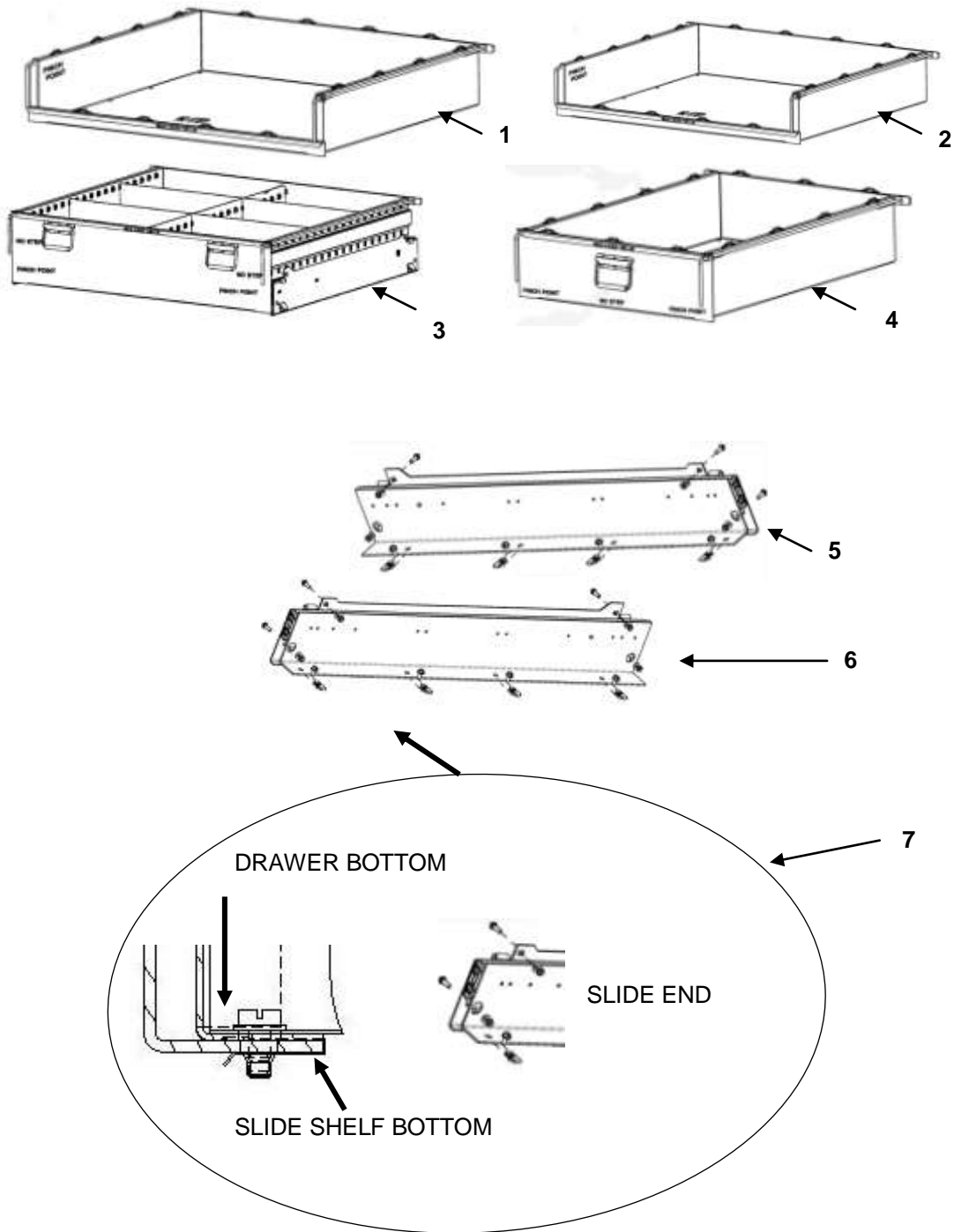


FIGURE 15 DRAWER ASSEMBLIES

(1) ITEM NO.	(2) NSN		(4) PART NUMBER	(5) DESCRIPTION AND USABLE ON CODE (UOC)	(6) QTY
				<b>GROUP 020301 FIGURE 15 DRAWER ASSEMBLY</b>	
1	Not Assigned	1NSG3	16502056-001	.DRAWER ASSY 2" x 48" GREEN UOC: FAA,FAC	2
1	Not Assigned	1NSG3	16502056-002	.DRAWER ASSY 2" x 48" TAN UOC: FAB,FAD	2
5	Not Assigned	1NSG3	16500553	..DRAWER SLIDE LFT UOC: FAA,FAC	1
6	Not Assigned	1NSG3	16500554	..DRAWER SLIDE RHT UOC: FAB,FAD	1
7	Not Assigned	1NSG3	15981830	...MOUNTING HARDWARE KIT	2
2	Not Assigned	1NSG3	16502050-001	.DRAWER ASSY 2" x 30" GREEN UOC: FAA,FAC	1
2	Not Assigned	1NSG3	16502050-002	.DRAWER ASSY 2" x 30" TAN UOC: FAB,FAD	1
5	Not Assigned	1NSG3	16500553	..DRAWER SLIDE LFT UOC: FAA,FAC	1
6	Not Assigned	1NSG3	16500554	..DRAWER SLIDE RHT UOC: FAB,FAD	1
7	Not Assigned	1NSG3	15981830	...MOUNTING HARDWARE KIT	2
3	Not Assigned	1NSG3	16504750-001	.DRAWER ASSY 12" GREEN UOC: FAA,FAC	8
3	Not Assigned	1NSG3	16504750-002	.DRAWER ASSY 12" TAN UOC: FAB,FAD	8
5	Not Assigned	1NSG3	16500553	..DRAWER SLIDE LFT UOC: FAA,FAC	1
6	Not Assigned	1NSG3	16500554	..DRAWER SLIDE RHT UOC: FAB,FAD	1
7	Not Assigned	1NSG3	15981830	...MOUNTING HARDWARE KIT	2
4	Not Assigned	1NSG3	16503250-001	..DRAWER ASSY 8" x 30" GREEN. UOC: FAA,FAC	1
4	Not Assigned	1NSG3	16503250-002	..DRAWER ASSY 8" x 30" TAN. UOC: FAB,FAD	1
5	Not Assigned	1NSG3	16500553	.DRAWER SLIDE LFT UOC: FAA,FAC	1
6	Not Assigned	1NSG3	16500554	.DRAWER SLIDE RHT UOC: FAB,FAD	1
7	Not Assigned	1NSG3	15981830	...MOUNTING HARDWARE KIT	2
<b>END OF FIGURE 15</b>					

PARTS DRAWER CONSTRAINT BAR

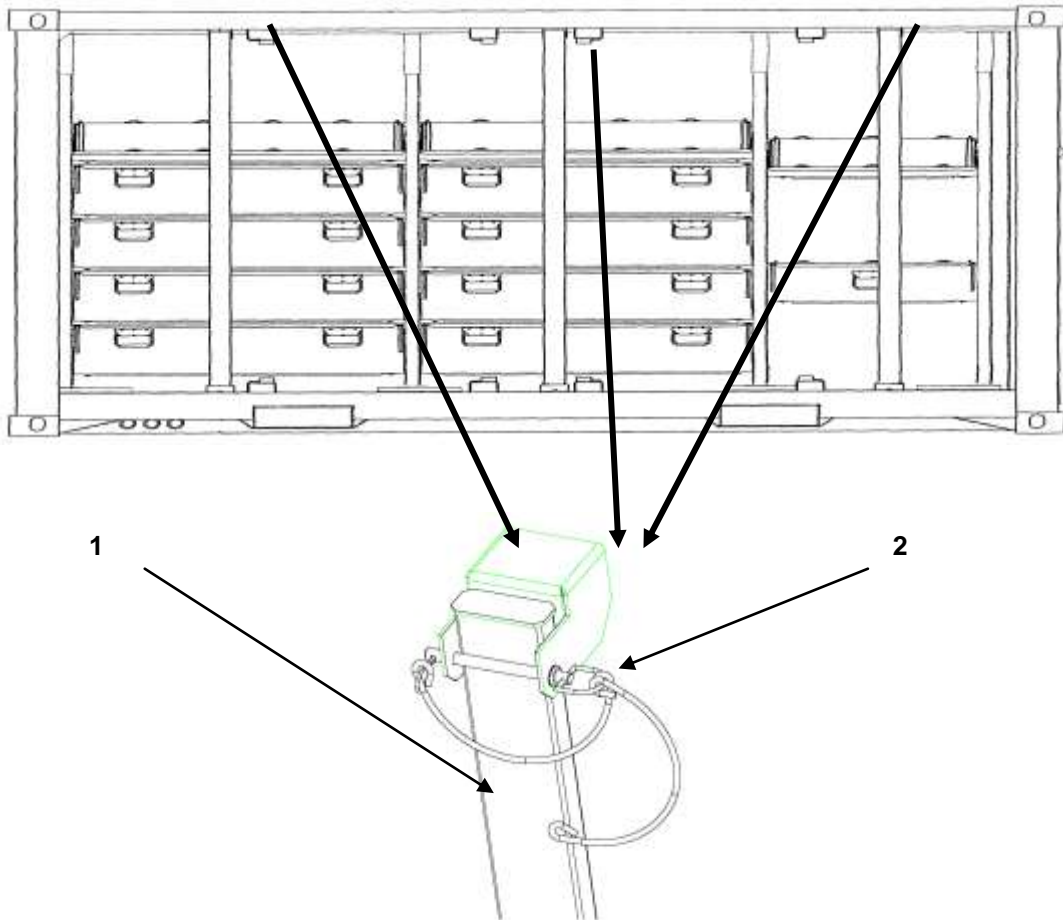


FIGURE 16 PARTS DRAWER CONSTRAINT BAR

(1) ITEM NO.	(2) NSN	(3) CAGEC	(4) PART NUMBER	(5) DESCRIPTION AND USABLE ON CODE (UOC)	(6) QTY
				<b>GROUP 010302 FIGURE 16 PARTS DRAWER CONSTRAINT BAR</b>	
1	Not Assigned	1NSG3	16501289-001	BAR LOAD CONSTRAINT UOC FAA,FAC	3
1	Not Assigned	1NSG3	16501289-002	BAR LOAD CONSTRAINT UOC FAB,FAD	3
2	Not Assigned	1NSG3	15120662	.PIN ASSY W/LANYARD	1
<b>END OF FIGURE 16</b>					

BULK STORAGE AIDS

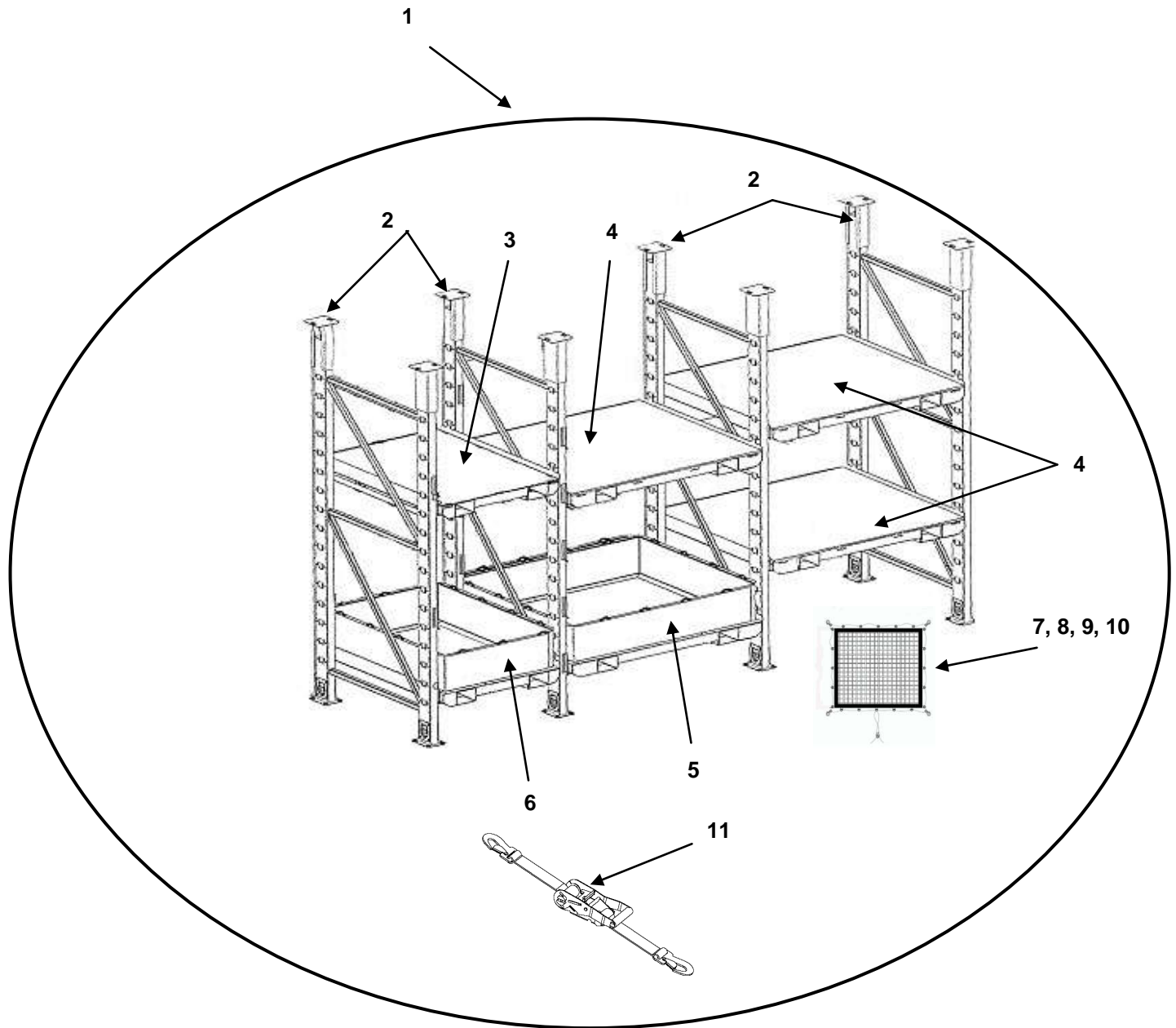


FIGURE 17 BULK STORAGE AIDS

(1) ITEM NO.	(2) NSN	(3) CAGEC	(4) PART NUMBER	(5) DESCRIPTION AND USABLE ON CODE (UOC)	(6) QTY
				<b>GROUP 0204 FIGURE 17 BULK STORAGE AIDS</b>	
1	8145-01-524-0244	1NSG3	15310022 -1POS- 001	.BULK STORAGE AIDS GREEN UOC FAA, FAC	1
2	Not Assigned	1NSG3	16250311 -001	..VERTICLE RACKS GREEN FAA, FAC	4
3	Not Assigned	1NSG3	16503050 -001	...PALLET, SMALL 30 “ GREEN UOC: FAA,FAC	1
9	Not Assigned	1NSG3	15240152	....STRAPS	4
1	8145-01-524-0244	1NSG3	15310022 -1POS- 002	.BULK STORAGE AIDS TAN UOC FAB, FAD	1
2	Not Assigned	1NSG3	16250311 -002	..VERTICLE RACKS TAN FAB, FAD	4
3	Not Assigned	1NSG3	16503050 -002	..PALLET, SMALL 30 “ TAN UOC: FAB,FAD	1
9	Not Assigned	1NSG3	15240152	....STRAPS	4
4	Not Assigned	1NSG3	16504850 -001	...PALLET, CGO.MED 48 ” GREEN UOC: FAA,FAC	3
9	Not Assigned	1NSG3	16501604	NET CARGO 30”	1
2	Not Assigned	1NSG3	16504850 -002	..PALLET, CGO.MED 48 ” TAN UOC: FAB,FAD	3
9	Not Assigned	1NSG3	16501604	NET CARGO 30”	1
5	Not Assigned	1NSG3	16504950 -001	...PALLET, HAZMAT 48 “ GREEN UOC: FAA,FAC	1
10	Not Assigned	1NSG3	16501605	NET CARGO 48”	1
5	Not Assigned	1NSG3	16504950 -002	...PALLET, HAZMAT 48 “ TAN UOC: FAB,FAD	1
10	Not Assigned	1NSG3	16501605	NET CARGO 48”	1
6	Not Assigned	1NSG3	16503150 -001	...PALLET, HAZMAT 30 “ GREEN UOC: FAA,FAC	1
11	Not Assigned	1NSG3	15240152	....STRAPS	12
6	Not Assigned	1NSG3	16503150 -002	...PALLET, HAZMAT 30 “ TAN UOC: FAB,FAD	1
11	Not Assigned	1NSG3	15240152	....STRAPS	12
7	Not Assigned	1NSG3	16501611	..NET, CARGO, FLOOR 30”	1
8	Not Assigned	1NSG3	16501610	..NET, CARGO, FLOOR 48”	2
<b>END OF FIGURE 17</b>					

**PALLETS**

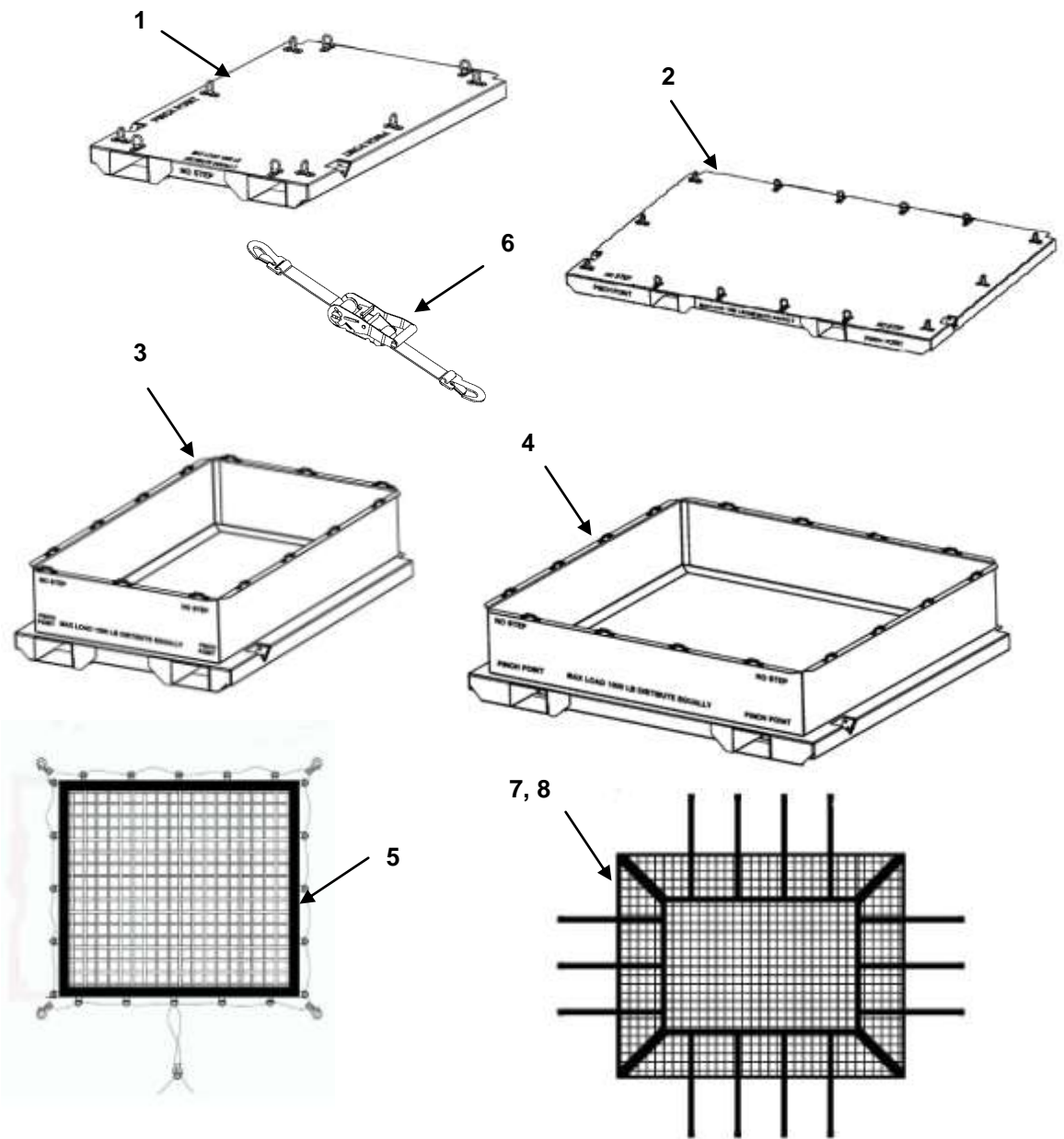


FIGURE 18 PALLETS

(1) ITEM NO.	(2) NSN	(3) CAGEC	(4) PART NUMBER	(5) DESCRIPTION AND USABLE ON CODE (UOC)	(6) QTY
	Not Assigned			<b>GROUP 020401 FIGURE 18 PALLETS</b>	
1	Not Assigned	1NSG3	16503050-001	.PALLET, SMALL 30 " GREEN UOC: FAA,FAC	1
6	Not Assigned	1NSG3	15240152	..STRAPS	4
1	Not Assigned	1NSG3	16503050-002	.PALLET, SMALL 30 " TAN UOC: FAB,FAD	1
6	Not Assigned	1NSG3	15240152	..STRAPS	4
2	Not Assigned	1NSG3	16504850-001	.PALLET, CGO.MED 48 " GREEN UOC: FAA,FAC	1
6	Not Assigned	1NSG3	15240152	..STRAPS	4
2	Not Assigned	1NSG3	16504850-002	.PALLET, CGO.MED 48 " TAN UOC: FAB,FAD	1
6	Not Assigned	1NSG3	15240152	..STRAPS	4
3	Not Assigned	1NSG3	16503150-001	...PALLET, HAZMAT 30 " GREEN UOC: FAA,FAC	1
7	Not Assigned	1NSG3	16501604	NET CARGO 30"	1
3	Not Assigned	1NSG3	16503150-002	...PALLET, HAZMAT 30 " TAN UOC: FAB,FAD	1
7	Not Assigned	1NSG3	16501604	NET CARGO 30"	1
4	Not Assigned	1NSG3	16504950-001	...PALLET, HAZMAT 48 " GREEN UOC: FAA,FAC	1
8	Not Assigned	1NSG3	16501605	NET CARGO 48"	1
4	Not Assigned	1NSG3	16504950-002	...PALLET, HAZMAT 48 " TAN UOC: FAB,FAD	1
8	Not Assigned	1NSG3	16501605	NET CARGO 48"	1
5	Not Assigned	1NSG3	16501609	NET, CARGO FLOOR	1
<b>END OF FIGURE 18</b>					

PALLET LEDGE

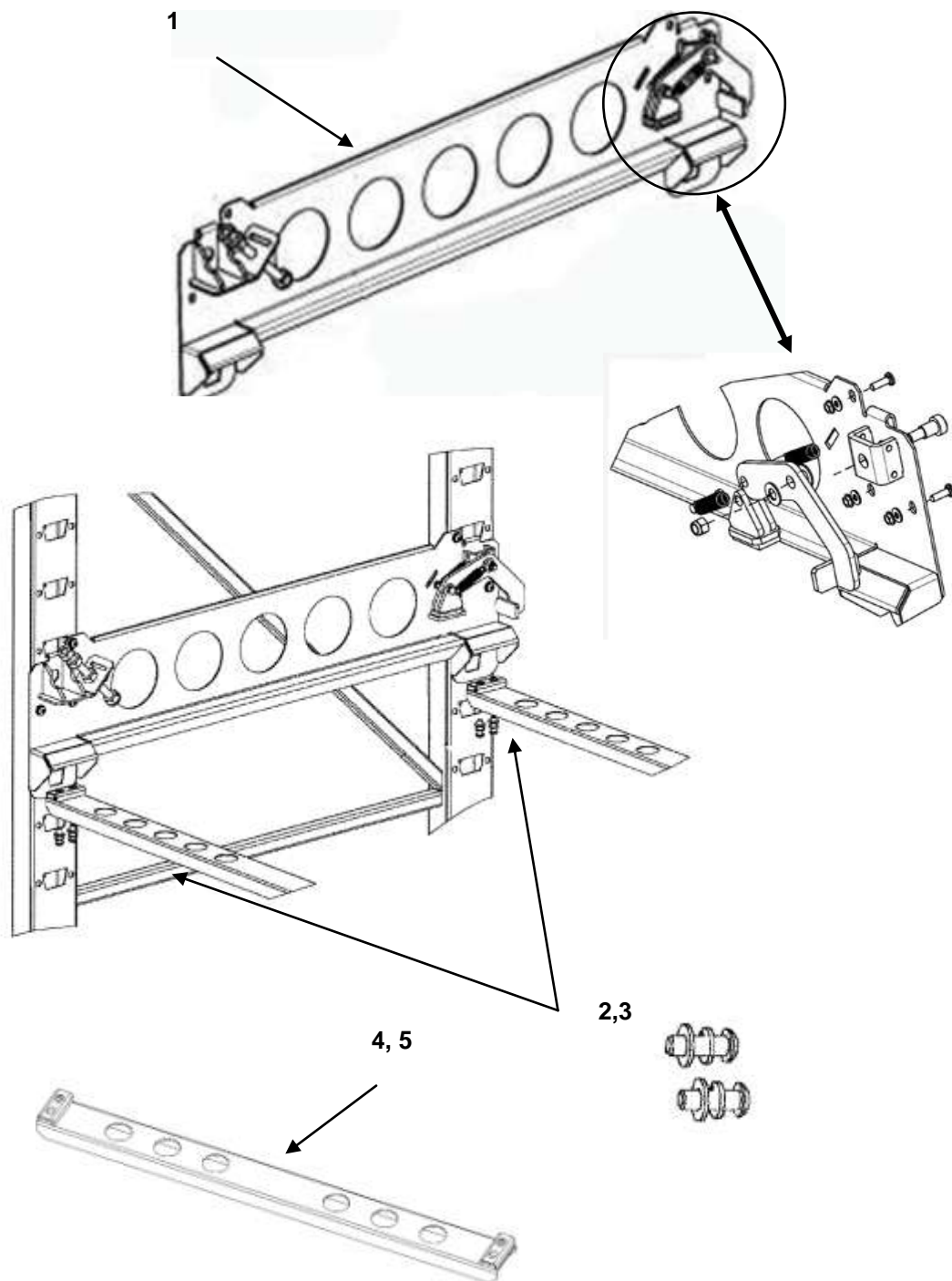


FIGURE 19 PALLET LEDGE

(1) ITEM NO.	(2) NSN	(3) CAGEC	(4) PART NUMBER	(5) DESCRIPTION AND USABLE ON CODE (UOC)	(6) Q TY
				<b>GROUP 020402 FIGURE 19 PALLET LEDGE</b>	
1	Not Assigned	INSG3	16503559-001	PALLET LEDGE LFT GREEN UOC: FAA,FAC	16
1	Not Assigned	INSG3	16503560-001	PALLET LEDGE RHT TAN UOC: FAB,FAD	16
1	Not Assigned	INSG3	16503559-002	PALLET LEDGE LFT GREEN UOC: FAA,FAC	16
1	Not Assigned	INSG3	16503560-002	PALLET LEDGE RHT TAN UOC: FAB,FAD	16
2	Not Assigned	2F074	207003-100	ALLEN BOLT 5/16" x1"	8
3	5310-01-121-2753	76474	286606	LOCK WASHER 5/16"	8
4	Not Assigned	INSG3	16503572-001	HORIZ STABILIZER, 30", OD	8
4	Not Assigned	INSG3	16503572-002	HORIZ STABILIZER, 30", DS	8
5	Not Assigned	INSG3	16503573-001	HORIZ STABILIZER, 48", OD	16
5	Not Assigned	INSG3	16503573-002	HORIZ STABILIZER, 48", DS	16
<b>END OF FIGURE 19</b>					

FPU-8-4 CONTAINER

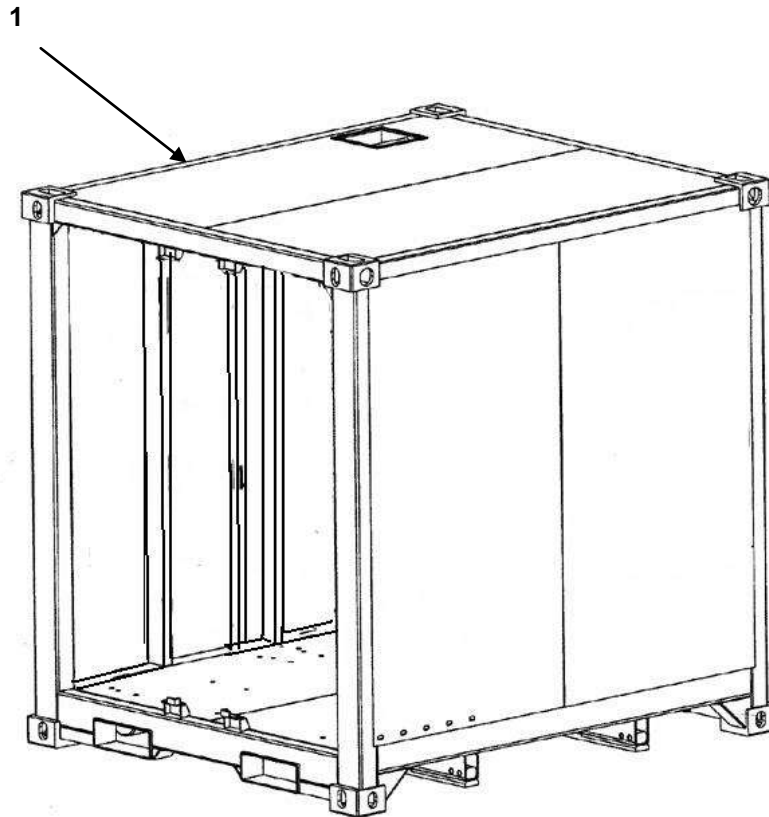



FIGURE 20 FPU-8-4 CONTAINER  
DOORS REMOVED FOR CLARITY

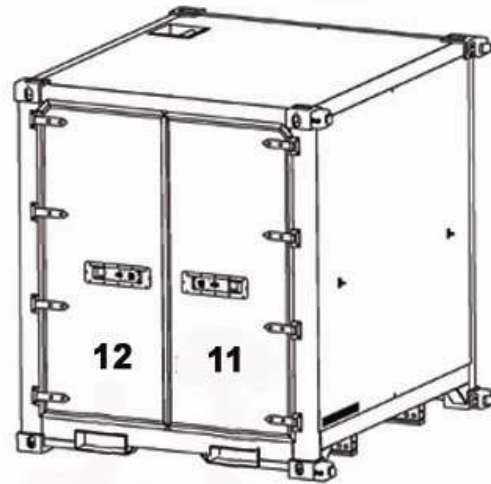
(1) ITEM NO.	(2) NSN	(3) CAGEC	(4) PART NUMBER	(5) DESCRIPTION AND USABLE ON CODE (UOC)	(6) QT Y
				<b>GROUP 03 FIGURE 20 FPU-8-4 CONTAINER</b>	
1	Not Assigned	1NSG3	15000408-001	FPU-8-4 GREEN UOC: FAA	1
1	Not Assigned	1NSG3	15000408-002	FPU-8-4 TAN UOC: FAB	1
<b>END OF FIGURE 20</b>					

**DOOR ASSEMBLIES #5 THRU #6 AND # 11 THRU 12**  
**NOTE: APPLICABLE ONLY TO THE FPU 8-4**

**FPU 8-4 DOOR NUMBERS**



**STREET SIDE  
STEPS END**

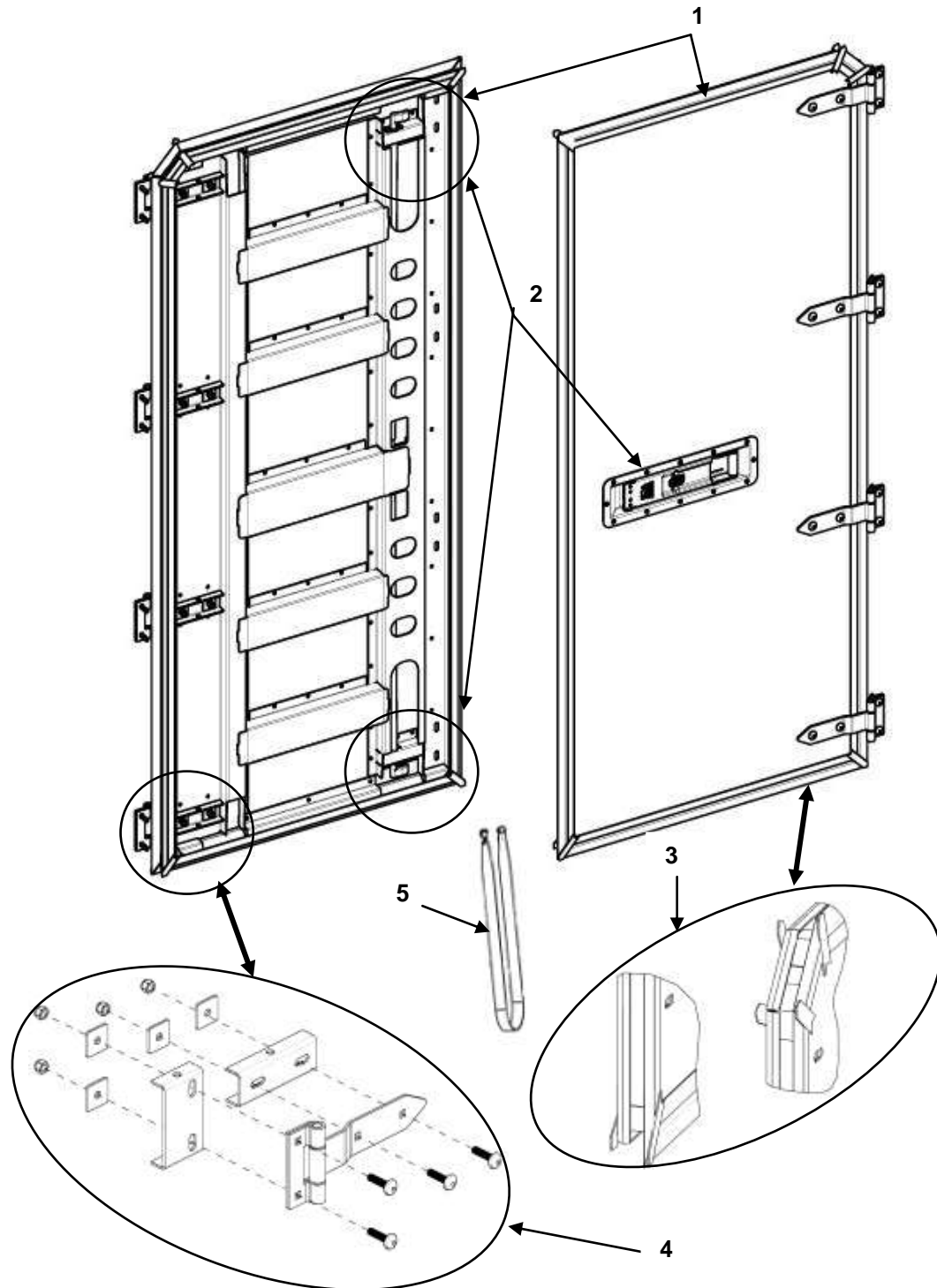


**CURB SIDE  
PLAIN END**

**FIGURE 21 FPU 8-4 DOOR ASSEMBLIES #5 THRU #6 AND # 11 THRU #12**

(1) ITEM NO.	(2) NSN	(3) CAGEC	(4) PART NUMBER	(5) DESCRIPTION AND USABLE ON CODE (UOC)	(6) QTY
				<b>GROUP 0301 FIGURE 21 FPU 8-4 DOOR ASSEMBLIES #5 THRU #6 AND # 11 THRU 12</b>	
5	Not Assigned	1NSG3	15981505-001	DOOR ASSEMBLY COMPLETE #5 GREEN UOC FAA,	1
5	Not Assigned	1NSG3	15981505-002	DOOR ASSEMBLY COMPLETE #5 TAN UOC FAB	1
6	Not Assigned	1NSG3	15981506-001	DOOR ASSEMBLY COMPLETE #6 GREEN UOC FAA	1
6	Not Assigned	1NSG3	15981506-002	DOOR ASSEMBLY COMPLETE #6 TAN UOC FAB	1
11	Not Assigned	1NSG3	15981511-001	DOOR ASSEMBLY COMPLETE #11 GREEN UOC FAA	1
11	Not Assigned	1NSG3	15981511-002	DOOR ASSEMBLY COMPLETE #11 TAN UOC FAB	1
12	Not Assigned	1NSG3	15981505-001	DOOR ASSEMBLY COMPLETE #12 GREEN UOC FAA	1
12	Not Assigned	1NSG3	15981505-002	DOOR ASSEMBLY COMPLETE #12 TAN UOC FAB	1
<b>END OF FIGURE 21</b>					

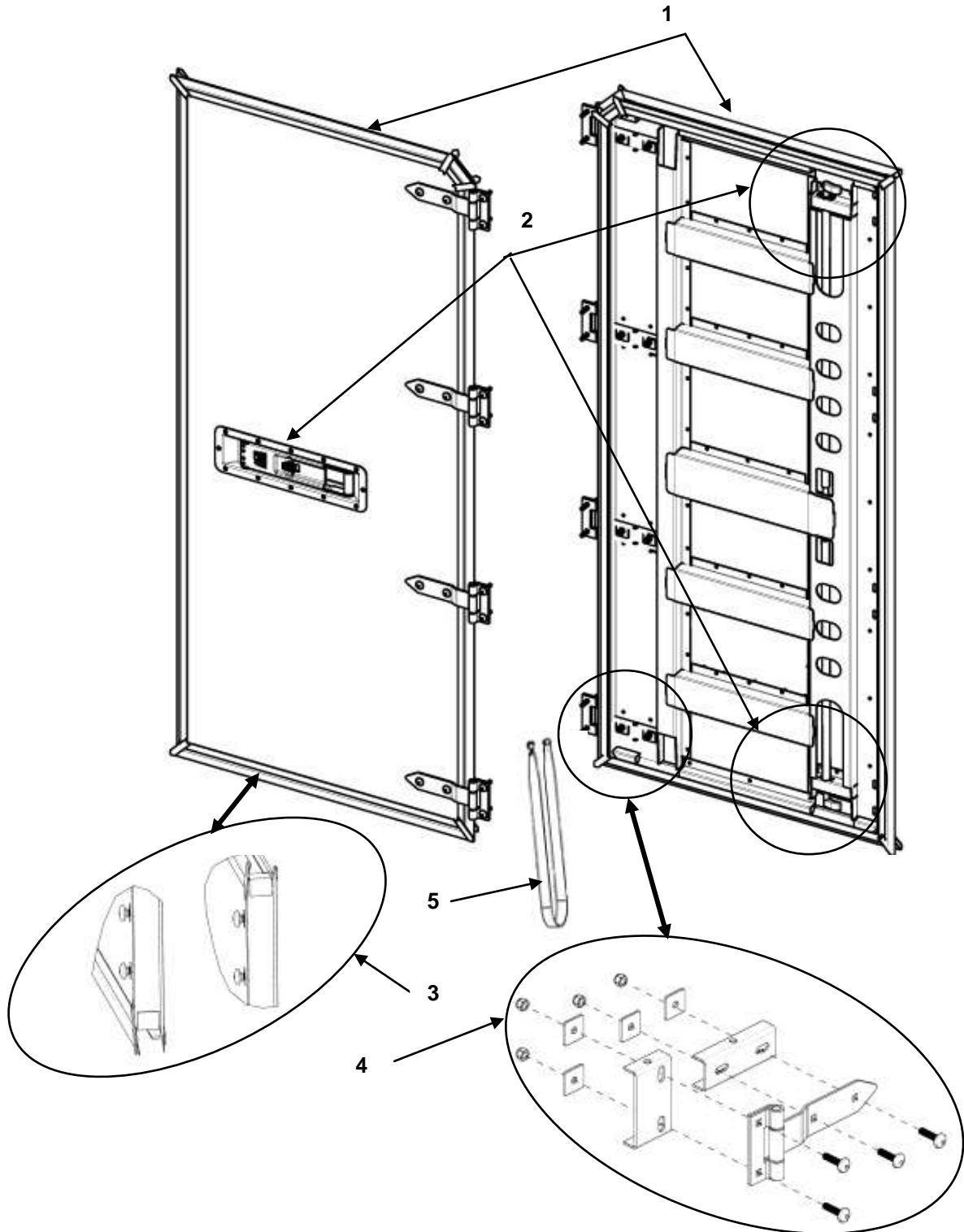
**DOOR ASSEMBLY #5 AND #12**  
**NOTE: APPLICABLE ONLY TO THE FPU 8-4**



**FIGURE 22 DOOR ASSEMBLY # 5 AND #12**

(1) ITEM NO.	(2) NSN	(3) CAGEC	(4) PART NUMBER	(5) DESCRIPTION AND USABLE ON CODE (UOC)	(6) QTY
				<b>GROUP 0201 FIGURE 22 DOOR ASSEMBLY # 5 AND #12</b>	
1	Not Assigned	1NSG3	15981505-001	DOOR COMPLETE #5 GREEN UOC FAA	1
2	Not Assigned	1NSG3	16505541	.HANDLE KIT W/HARDWARE	1
3	Not Assigned	1NSG3	16505513	.DOOR SEAL KIT	1
4	Not Assigned	1NSG3	15988513	.HINGE KIT W/HARDWARE	4
5	Not Assigned	1NSG3	16504255	.RETENTION STRAP DOOR	1
1	Not Assigned	1NSG3	15981505-002	DOOR COMPLETE #5 TAN UOC FAB	1
2	Not Assigned	1NSG3	16505541	.HANDLE KIT W/HARDWARE	1
3	Not Assigned	1NSG3	16505515	.DOOR SEAL KIT	1
4	Not Assigned	1NSG3	15988513	.HINGE KIT W/HARDWARE	4
5	Not Assigned	1NSG3	16504255	.RETENTION STRAP DOOR	1
1	Not Assigned	1NSG3	15981505-001	DOOR COMPLETE #12 GREEN UOC FAA	1
2	Not Assigned	1NSG3	16505541	.HANDLE KIT W/HARDWARE	1
3	Not Assigned	1NSG3	16505513	.DOOR SEAL KIT	1
4	Not Assigned	1NSG3	15988513	.HINGE KIT W/HARDWARE	4
5	Not Assigned	1NSG3	16504255	.RETENTION STRAP DOOR	1
1	Not Assigned	1NSG3	15981505-002	DOOR COMPLETE #12 TAN UOC FAB	1
2	Not Assigned	1NSG3	16505541	.HANDLE KIT W/HARDWARE	1
3	Not Assigned	1NSG3	16505515	.DOOR SEAL KIT	1
4	Not Assigned	1NSG3	15988513	.HINGE KIT W/HARDWARE	4
5	Not Assigned	1NSG3	16504255	.RETENTION STRAP DOOR	1
<b>END OF FIGURE 22</b>					

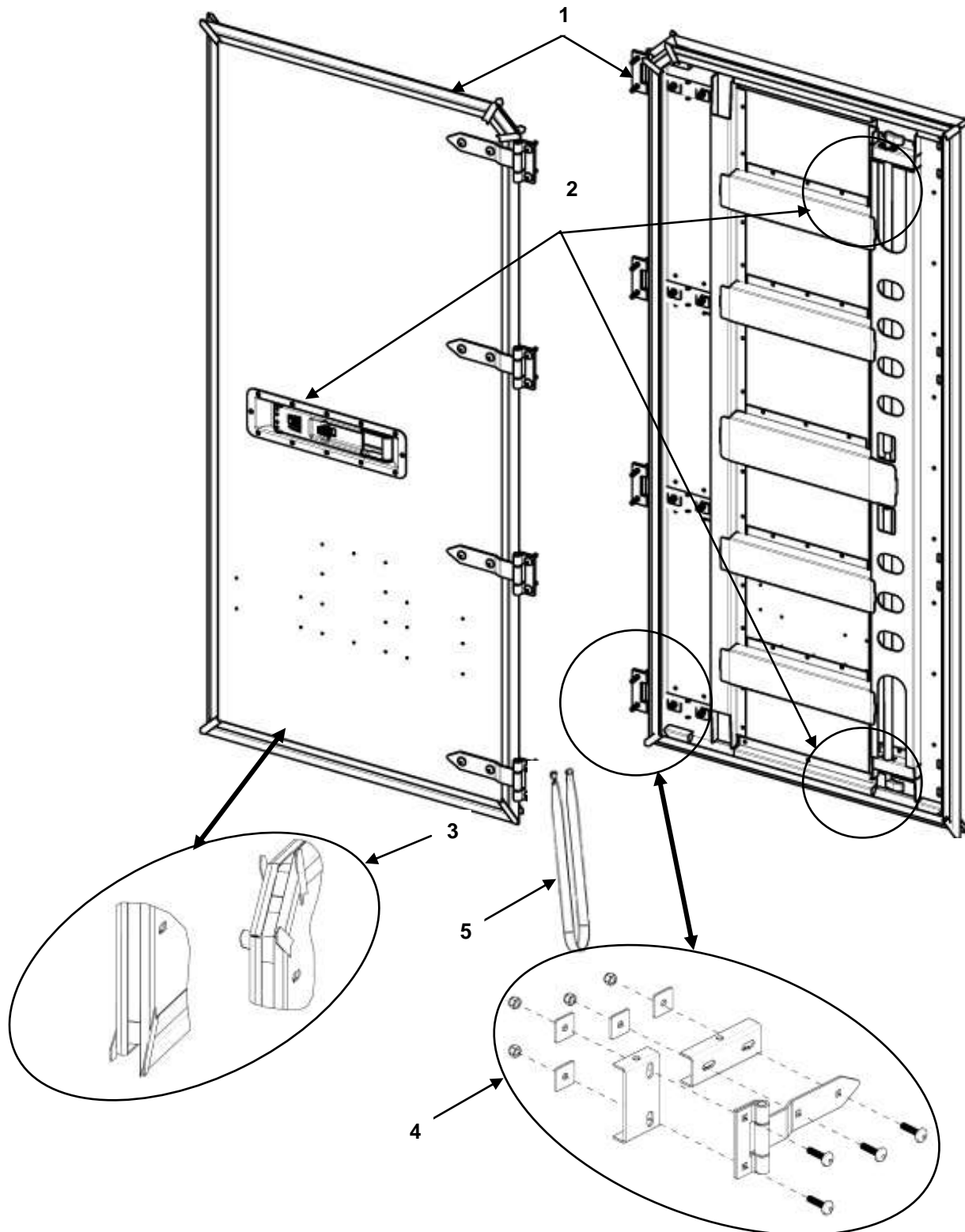
**DOOR #6**  
**NOTE: APPLICABLE ONLY TO THE FPU 8-4**



**FIGURE 23 DOOR ASSEMBLY # 6**

(1) ITEM NO.	(2) NSN	(3) CAGEC	(4) PART NUMBER	(5) DESCRIPTION AND USABLE ON CODE (UOC)	(6) QTY
				<b>GROUP 0201 FIGURE 23 DOOR ASSEMBLY # 6</b>	
1	Not Assigned	1NSG3	15981506-001	DOOR COMPLETE #6 GREEN UOC FAA	1
2	Not Assigned	1NSG3	16505541	HANDLE KIT W/HARDWARE	1
3	Not Assigned	1NSG3	16505513	DOOR SEAL KIT	1
4	Not Assigned	1NSG3	15988513	HINGE KIT W/HARDWARE	4
5	Not Assigned	1NSG3	16504255	RETENTION STRAP DOOR	1
1	Not Assigned	1NSG3	15981506-002	DOOR COMPLETE #6 TAN UOC FAB	1
2	Not Assigned	1NSG3	16505541	HANDLE KIT W/HARDWARE	1
3	Not Assigned	1NSG3	16505515	DOOR SEAL KIT	1
4	Not Assigned	1NSG3	15988513	HINGE KIT W/HARDWARE	4
5	Not Assigned	1NSG3	16504255	RETENTION STRAP DOOR	1
<b>END OF FIGURE 23</b>					

**DOOR ASSEMBLY #11**  
**NOTE: APPLICABLE ONLY TO THE FPU 8-4**



**FIGURE 24 DOOR ASSEMBLY #11 FPU-8-4**

(1) ITEM NO.	(2) NSN	(3) CAGEC	(4) PART NUMBER	(5) DESCRIPTION AND USABLE ON CODE (UOC)	(6) QTY
				<b>GROUP 0201 FIGURE 24 DOOR ASSEMBLY # 11</b>	
1	Not Assigned	1NSG3	15981511-001	DOOR COMPLETE #11 GREEN UOC FAA	1
2	Not Assigned	1NSG3	16505541	HANDLE KIT W/HARDWARE	1
3	Not Assigned	1NSG3	16505513	DOOR SEAL KIT	1
4	Not Assigned	1NSG3	15988513	HINGE KIT W/HARDWARE	4
5	Not Assigned	1NSG3	16504255	RETENTION STRAP DOOR	1
1	Not Assigned	1NSG3	15981511-002	DOOR COMPLETE #11 TAN UOC FAB	1
2	Not Assigned	1NSG3	16505541	HANDLE KIT W/HARDWARE	1
3	Not Assigned	1NSG3	16505515	DOOR SEAL KIT	1
4	Not Assigned	1NSG3	15988513	HINGE KIT W/HARDWARE	4
5	Not Assigned	1NSG3	16504255	RETENTION STRAP DOOR	1
<b>END OF FIGURE 24</b>					

FOLDING STEPS

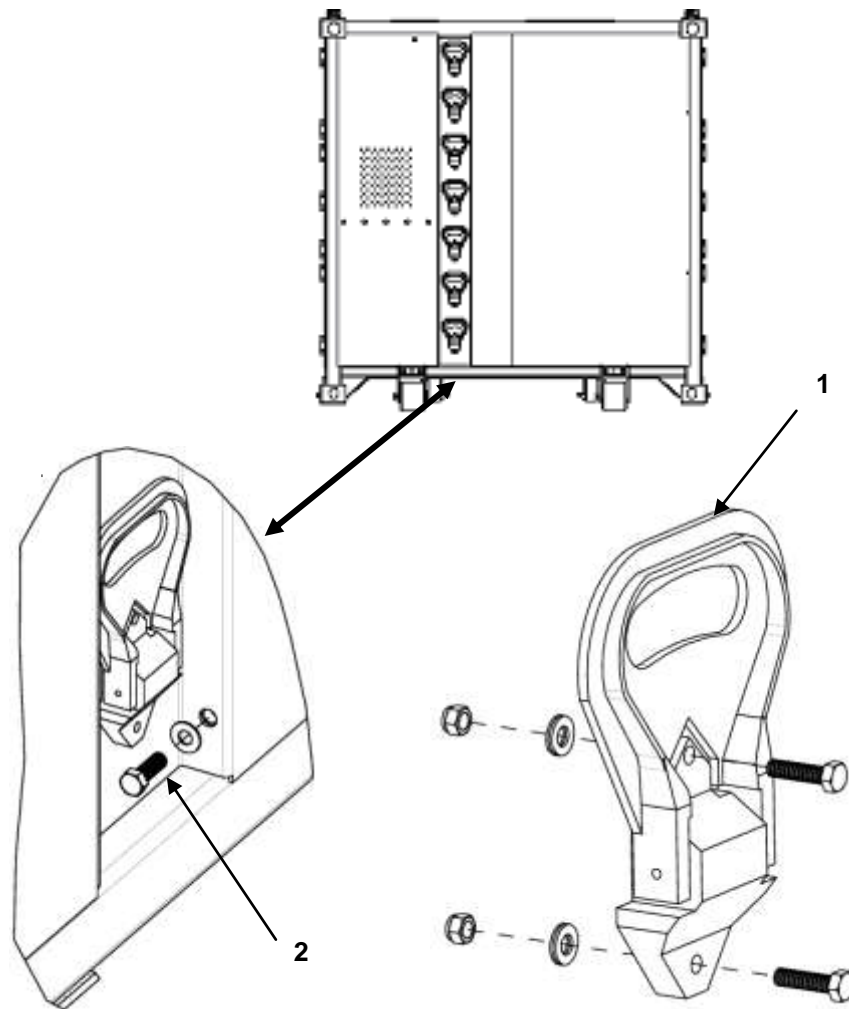


FIGURE 25 FOLDING STEPS

(1) ITEM NO.	(2) NSN	(3) CAGEC	(4) PART NUMBER	(5) DESCRIPTION AND USABLE ON CODE (UOC)	(6) QTY
				<b>GROUP 0301 FIGURE 25 FOLDING STEPS</b>	
1	Not Assigned	1NSG3	15988603 -001	FOOT STEP W/ MOUNTING HARDWARE GREEN	7
1	Not Assigned	1NSG3	15988603 -001	FOOT STEP W/ MOUNTING HARDWARE GREEN	7
2	Not Assigned	1NSG3	15981863 -001	GROUND LUG KIT GREEN	1
2	Not Assigned	1NSG3	15981863 -001	GROUND LUG KIT GREEN	1
<b>END OF FIGURE 25</b>					

REAR ROLLER ASSEMBLY

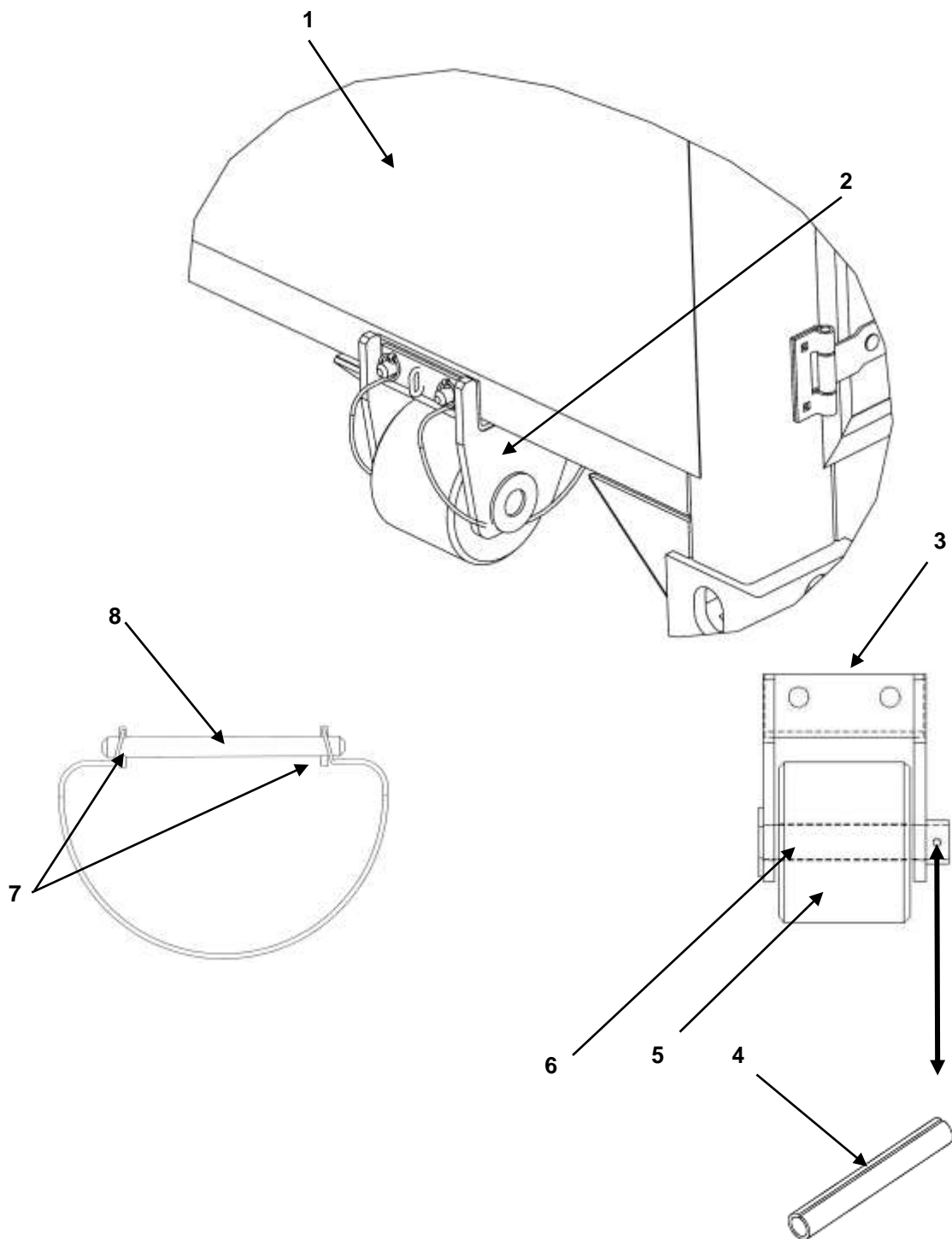


FIGURE 26 REAR ROLLER ASSEMBLY

(1) ITEM NO.	(2) NSN	(3) CAGEC	(4) PART NUMBER	(5) DESCRIPTION AND USABLE ON CODE (UOC)	(6) QTY
				<b>GROUP 0303 FIGURE 26 REAR ROLLER ASSEMBLY</b>	
1	Not Assigned	1NSG3	15310001 -001	ROLLER ASSY. GREEN UOC: FAA,FAC	2
1	Not Assigned	1NSG3	15310001 -002	ROLLER ASSY. TAN UOC: FAB,FAD	2
2	Not Assigned	1NSG3	16500954 -001	.FRAME, ROLLER GREEN UOC: FAA,FAC	1
2	Not Assigned	1NSG3	16500954 -002	.FRAME, ROLLER TAN UOC: FAB,FAD	1
3	Not Assigned	1NSG3	16500904 -001	.COLLAR, ROLLER UOC: FAA,FAC	1
3	Not Assigned	1NSG3	16500904 -002	.COLLAR, ROLLER UOC: FAB,FAD	1
4	5315-00-397-3181	0W357	5000-8	..PIN, ROLLED	1
5	Not Assigned	1NSG3	16500903	..ROLLER, BLACK	1
6	Not Assigned	1NSG3	16500950	..PIN, ROLLER	1
7	Not Assigned	1NSG3	16500905	..PIN, ROLLER SECURING	2
8	Not Assigned	1NSG3	16500955	.. PIN ASSY	4
<b>END OF FIGURE 26</b>					

FLOOR ADAPTER PLATE

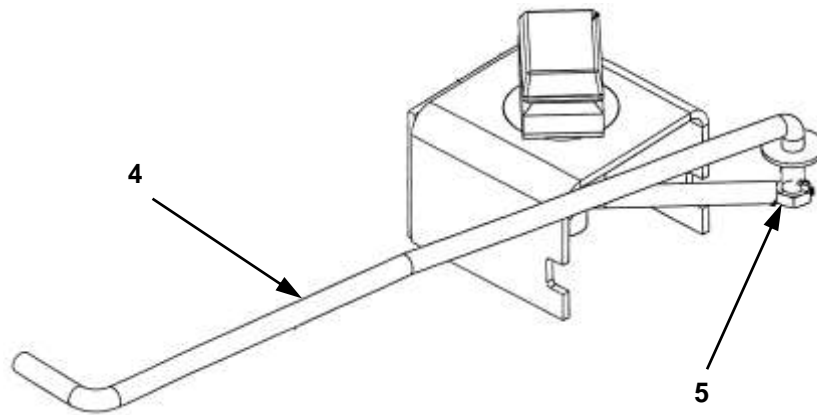
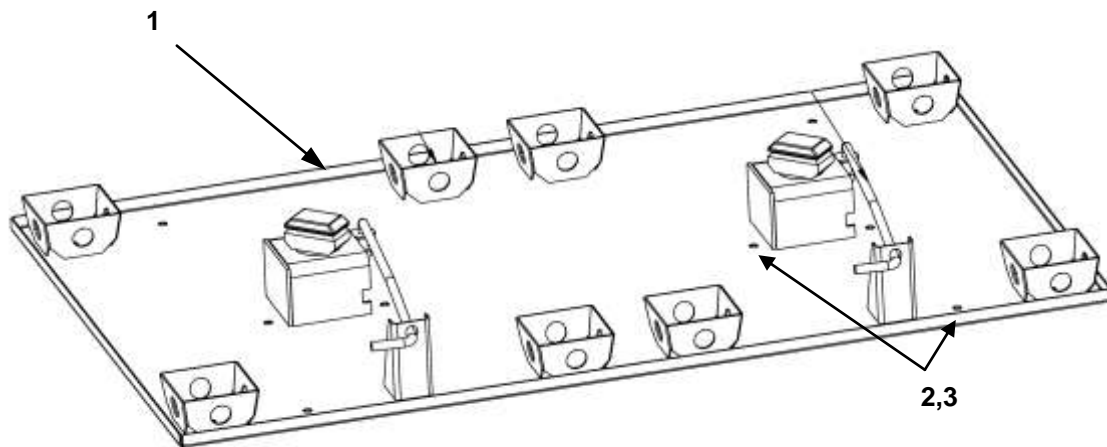


FIGURE 27 FLOOR ADAPTER PLATE

(1) ITEM NO.	(2) NSN	(3) CAGEC	(4) PART NUMBER	(5) DESCRIPTION AND USABLE ON CODE (UOC)	(6) QTY
				<b>GROUP 0304 FIGURE 27 FLOOR ADAPTER PLATE</b>	
1	Not Assigned	1NSG3	16501350-001	FLOOR ADAPTER PLATE GREEN UOC: FAA,FAC	1
1	Not Assigned	1NSG3	16501350-002	FLOOR ADAPTER PLATE TAN UOC: FAB,FAD	1
2	5310-00-101-6264	21450	106264	MOUNTING BOLTS	8
3	5306-00-042-6936	96906	MS35355-126	FLAT WASHER	8
4	Not Assigned	1NSG3	16210014-001	HANDLE LOCKING GREEN UOC FAA,FAC	2
4	Not Assigned	1NSG3	16210014-002	HANDLE LOCKING TAN UOC FAB,FAD	2
5	5315-00-236-8363	88044	AN381-4-32	COTTER PIN	2
<b>FIGURE 27</b>					

FPU-8-3 VERTICAL RACK FRAME

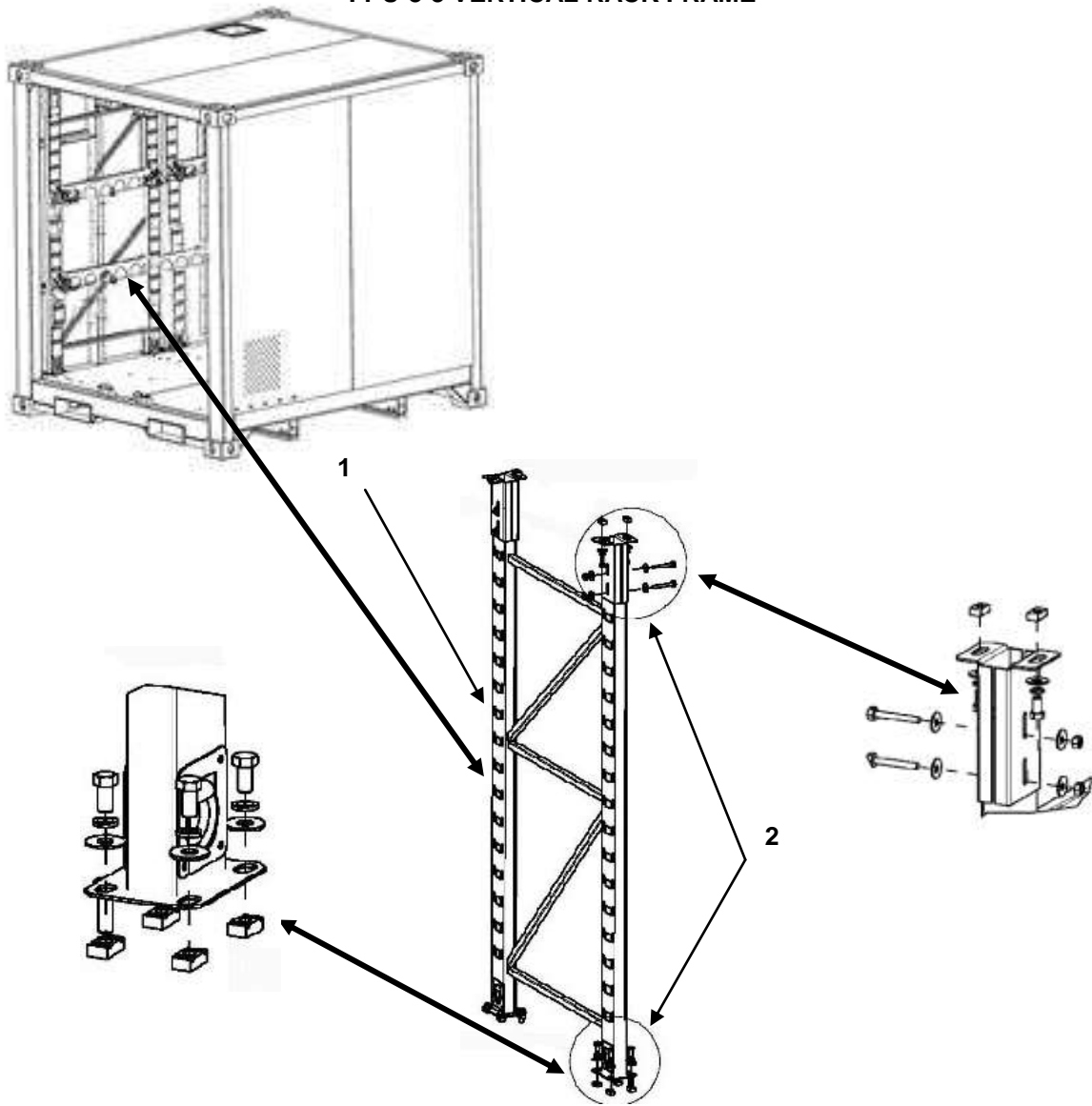


FIGURE 28 FPU-8-3 VERTICAL RACK FRAME

(1) ITEM NO.	(2) NSN	(3) CAGEC	(4) PART NUMBER	(5) DESCRIPTION AND USABLE ON CODE (UOC)	(6) QTY
				<b>GROUP 03055 FIGURE 28 FPU-8-3 VERTICAL RACK FRAME</b>	
1	Not Assigned	1NSG3	16250311 -001	.VERTICAL RACK ASSY GREEN UCO: FAA,FAC	2
1	Not Assigned	1NSG3	16250311 -002	.VERTICAL RACK ASSY TAN UOC: FAB, FAD	2
2	Not Assigned	INSG3	15981800	..MOUNTING KIT	1
<b>END OF FIGURE 28</b>					

PALLETS

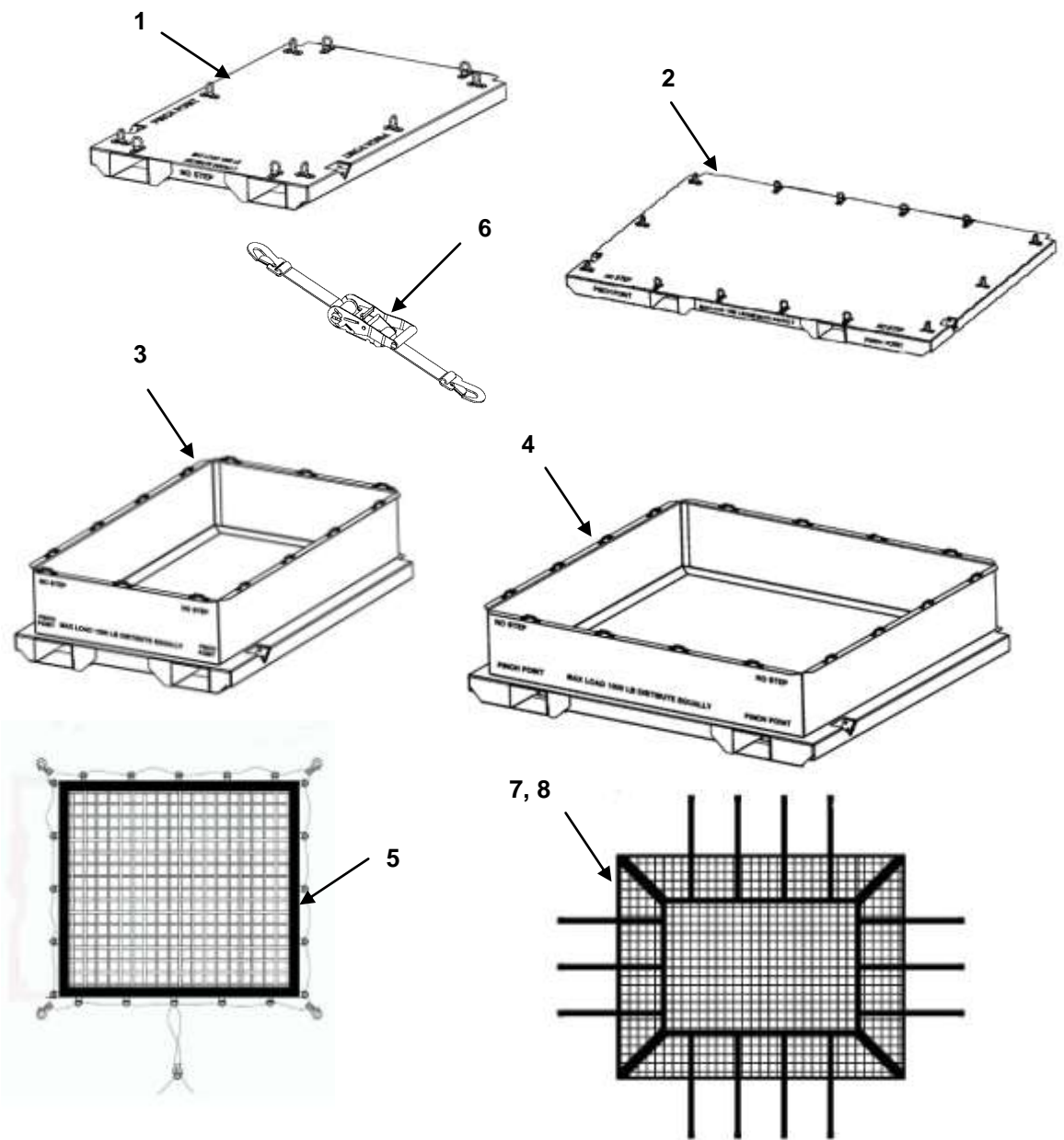


FIGURE 29 PALLETS

(1) ITEM NO.	(2) NSN	(3) CAGEC	(4) PART NUMBER	(5) DESCRIPTION AND USABLE ON CODE (UOC)	(6) QTY
				<b>GROUP 030501 FIGURE 29 PALLETS</b>	
1	Not Assigned	1NSG3	16503050-001	.PALLET, SMALL 30 " GREEN UOC: FAA,FAC	1
6	Not Assigned	1NSG3	15240152	..STRAPS	4
1	Not Assigned	1NSG3	16503050-002	.PALLET, SMALL 30 " TAN UOC: FAB,FAD	1
6	Not Assigned	1NSG3	15240152	..STRAPS	4
2	Not Assigned	1NSG3	16504850-001	.PALLET,CARGO MED 48" GREEN UOC: FAA,FAC	1
6	Not Assigned	1NSG3	15240152	..STRAPS	4
2	Not Assigned	1NSG3	16504850-002	.PALLET,CARGO MED 48 " TAN UOC: FAB,FAD	1
6	Not Assigned	1NSG3	15240152	..STRAPS	4
3	Not Assigned	1NSG3	16503150-001	...PALLET, HAZMAT 30 " GREEN UOC: FAA,FAC	1
7	Not Assigned	1NSG3	16501604	NET CARGO 30"	1
3	Not Assigned	1NSG3	16503150-002	...PALLET, HAZMAT 30 " TAN UOC: FAB,FAD	1
7	Not Assigned	1NSG3	16501604	NET CARGO 30"	1
4	Not Assigned	1NSG3	16504950-001	...PALLET, HAZMAT 48 " GREEN UOC: FAA,FAC	1
8	Not Assigned	1NSG3	16501605	NET CARGO 48"	1
4	Not Assigned	1NSG3	16504950-002	...PALLET, HAZMAT 48 " TAN UOC: FAB,FAD	1
8	Not Assigned	1NSG3	16501605	NET CARGO 48"	1
5	Not Assigned	1NSG3	16501609	NET, CARGO FLOOR	1
<b>END OF FIGURE 29</b>					

PALLET LEDGE

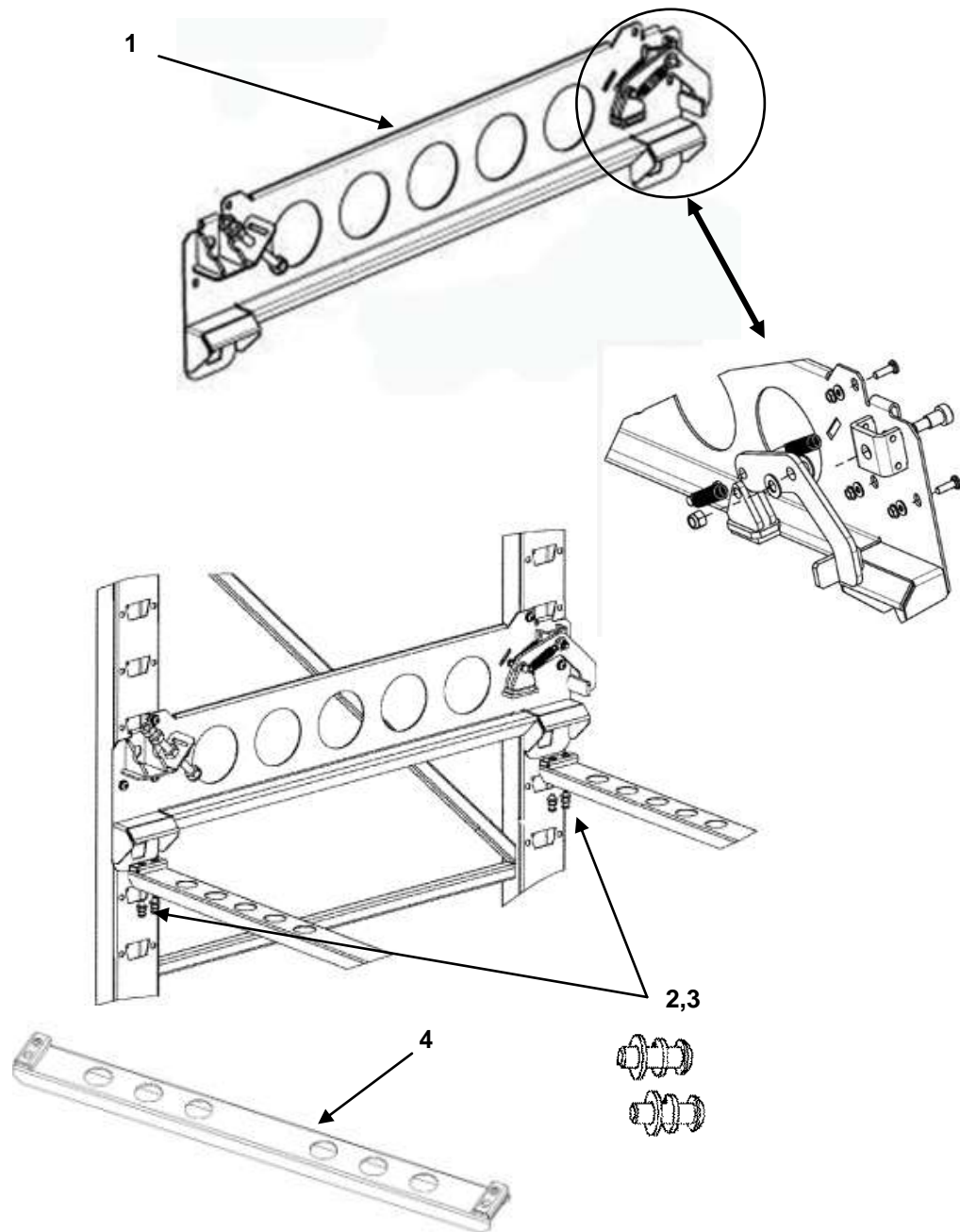
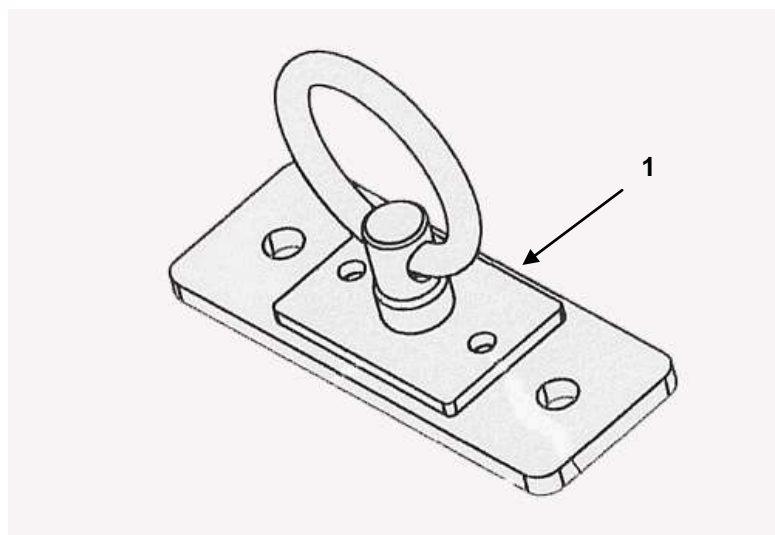


FIGURE 30 PALLET LEDGE

(1) ITEM NO.	(2) NSN	(3) CAGEC	(4) PART NUMBER	(5) DESCRIPTION AND USABLE ON CODE (UOC)	(6) Q TY
				<b>GROUP 03502 FIGURE 30 PALLET LEDGE</b>	
1	Not Assigned	INSG3	16503559-001	PALLET LEDGE LFT GREEN UOC: FAA,FAC	2
1	Not Assigned	INSG3	16503560-001	PALLET LEDGE RHT TAN UOC: FAB,FAD	2
1	Not Assigned	INSG3	16503559-002	PALLET LEDGE LFT GREEN UOC: FAA,FAC	2
1	Not Assigned	INSG3	16503560-002	PALLET LEDGE RHT TAN UOC: FAB,FAD	2
2	Not Assigned	2F074	207003-100	ALLEN BOLT 5/16" x1"	8
3	5310-01-121-2753	76474	286606	LOCK WASHER 5/16"	8
4	Not Assigned	INSG3	16503573-001	HORIZ STABILIZER, 48", OD	4
4	Not Assigned	INSG3	16503573-002	HORIZ STABILIZER, 48", DS	4
<b>END OF FIGURE 30</b>					

**TIE DOWN RING ASSEMBLY**



**FIGURE 31 TIE DOWN RING ASSEMBLY**

(1) ITEM NO.	(2) NSN	(3) CAGEC	(4) PART NUMBER	(5) DESCRIPTION AND USABLE ON CODE (UOC)	(6) QTY
				<b>GROUP 03071 FIGURE 31 TIE DOWN RING ASSEMBLY</b>	
1	8145-01-513-6262	1NSG3	16509501	TIE DOWN RING ASSEMBLY	1
<b>END OF FIGURE 31</b>					

**END OF WORK PACKAGE**

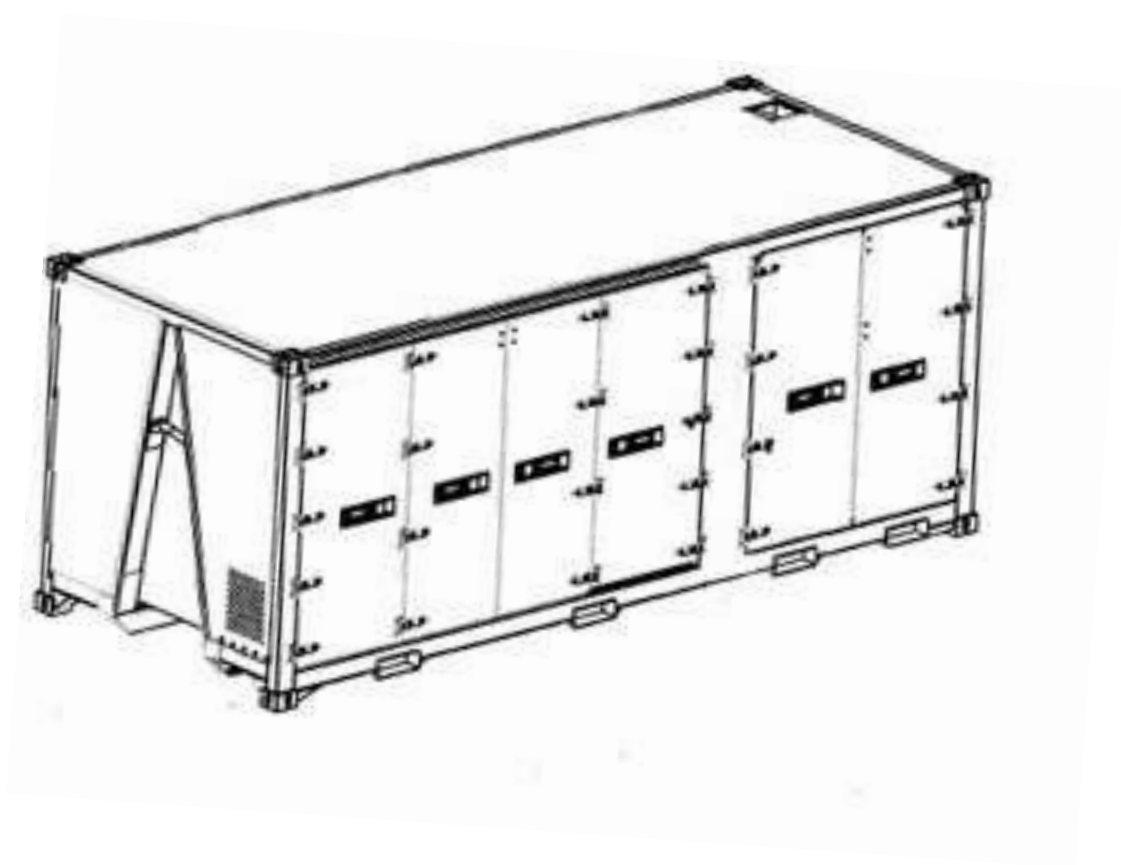
This page was intentionally left blank

---

**SUPPORTING INFORMATION  
FPU SYSTEMS OPERATION MANUAL  
(INCLUDING REPAIR PARTS & SPECIAL TOOL LIST)  
FOR  
MODEL FPU20-3**

**FPU-20-3 CARGO CONTAINER**

---



FPU-20-3 CARGO CONTAINER

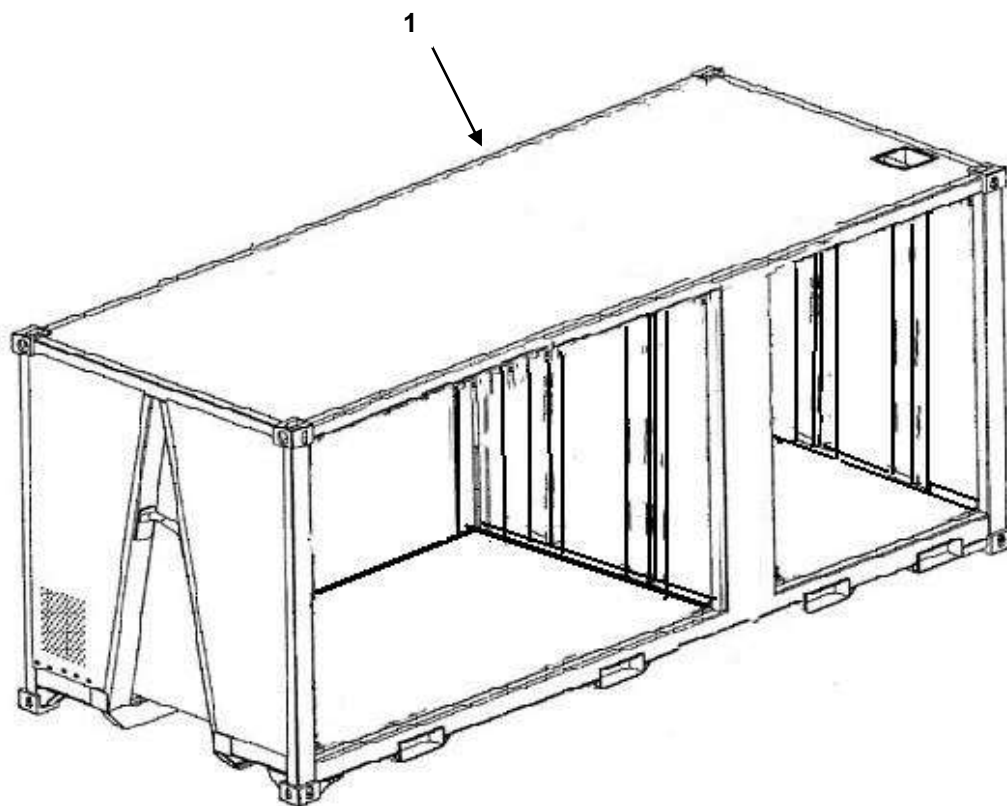


FIG 32 FPU-20-3 CARGO CONTAINER  
DOORS REMOVED FOR CLARITY

1) ITEM NO.	(2) NSN	(3) CAGEC	(4) PART NUMBER	(5) DESCRIPTION AND USABLE ON CODE (UOC)	(6) QTY
				<b>GROUP 04 FIGURE 31 FPU-20-3 CARGO CONTAINER</b>	
1	Not Assigned	1NSG3	15002003-001	FPU-20-3 GREEN UOC FAC	1
1	Not Assigned	1NSG3	15002003-002	FPU-20-3 TAN UOC FAD	1
<b>END OF FIGURE 32</b>					

FOLDING STEPS

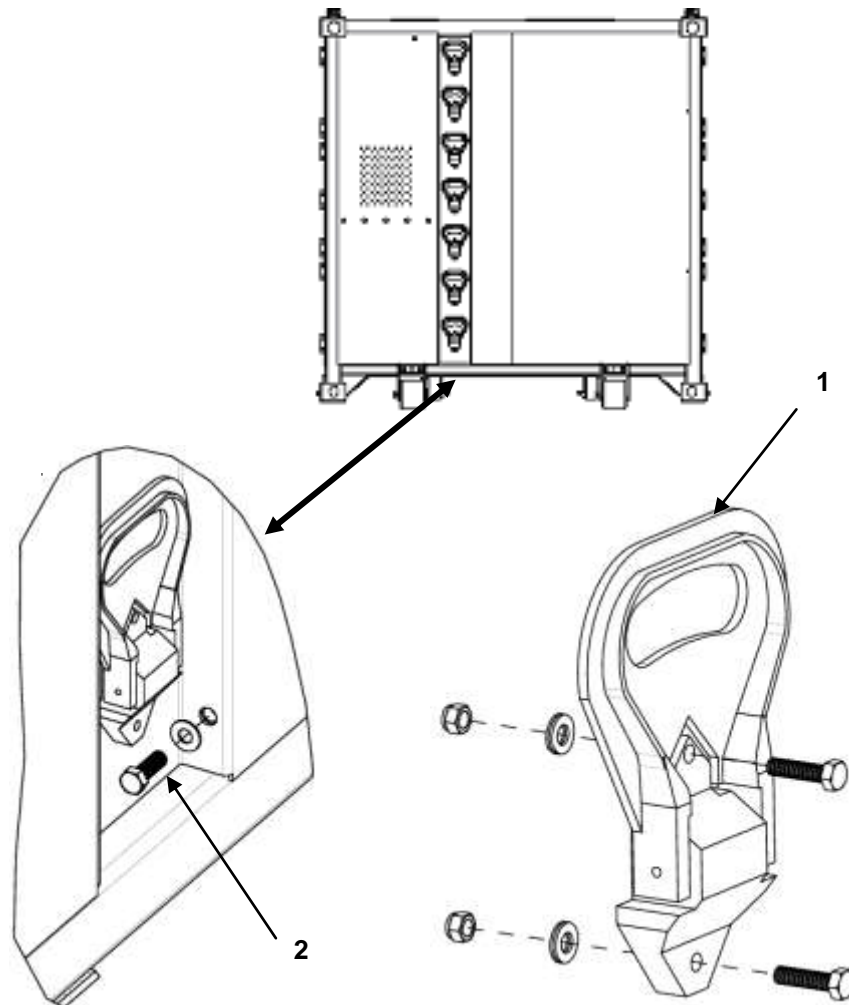


FIGURE 33 FOLDING STEPS

(1) ITEM NO.	(2) NSN	(3) CAGE C	(4) PART NUMBER	(5) DESCRIPTION AND USABLE ON CODE (UOC)	(6) QTY
				<b>GROUP 0401 FIGURE 33 FOLDING STEPS</b>	
1	Not Assigned	1NSG3	15988603-001	FOOT STEP W/ MOUNTING HARDWARE GREEN	7
1	Not Assigned	1NSG3	15988603-001	FOOT STEP W/ MOUNTING HARDWARE GREEN	7
2	Not Assigned	1NSG3	15981863-001	GROUND LUG KIT GREEN	1
2	Not Assigned	1NSG3	15981863-001	GROUND LUG KIT GREEN	1
<b>END OF FIGURE 33</b>					

REAR ROLLER ASSEMBLY

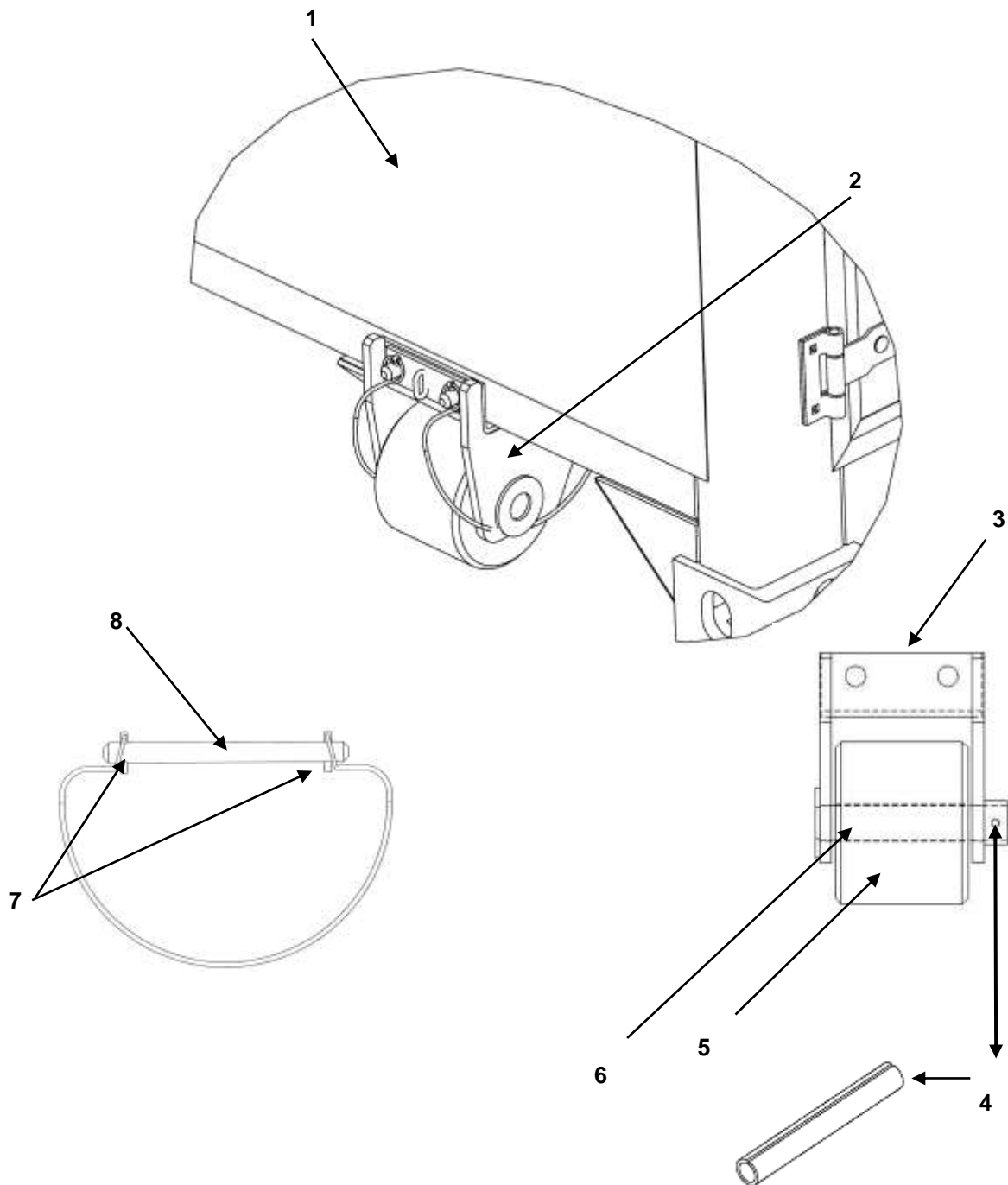


FIGURE 34 REAR ROLLER ASSEMBLY

(1) ITEM NO.	(2) NSN	(3) CAGEC	(4) PART NUMBER	(5) DESCRIPTION AND USABLE ON CODE (UOC)	(6) QTY
				<b>GROUP 0403 FIGURE 34 REAR ROLLER ASSEMBLY</b>	
1	Not Assigned	1NSG3	15310001 -001	ROLLER ASSY. GREEN UOC: FAA,FAC	2
1	Not Assigned	1NSG3	15310001 -002	ROLLER ASSY. TAN UOC: FAB,FAD	2
2	Not Assigned	1NSG3	16500954 -001	.FRAME, ROLLER GREEN UOC: FAA,FAC	1
2	Not Assigned	1NSG3	26500954 -001	.FRAME, ROLLER TAN UOC: FAB,FAD	1
3	Not Assigned	1NSG3	16500904 -001	.COLLAR, ROLLER UOC: FAA,FAC	1
3	Not Assigned	1NSG3	16500904 -002	.COLLAR, ROLLER UOC: FAB,FAD	1
4	5315-00-397-3181	0W357	5000-8	..PIN, ROLLED	1
5	Not Assigned	1NSG3	16500903	..ROLLER, BLACK	1
6	Not Assigned	1NSG3	16500950	..PIN, ROLLER	1
7	Not Assigned	1NSG3	16500905	..PIN, ROLLER SECURING	2
8	Not Assigned	1NSG3	16500955	.. PIN ASSY	4
<b>END OF FIGURE 34</b>					

FPU-20-3 DOORS ASSEMBLIES # 1 THRU #6 STREET SIDE  
NOTE: APPLICABLE ONLY TO THE FPU 20-3

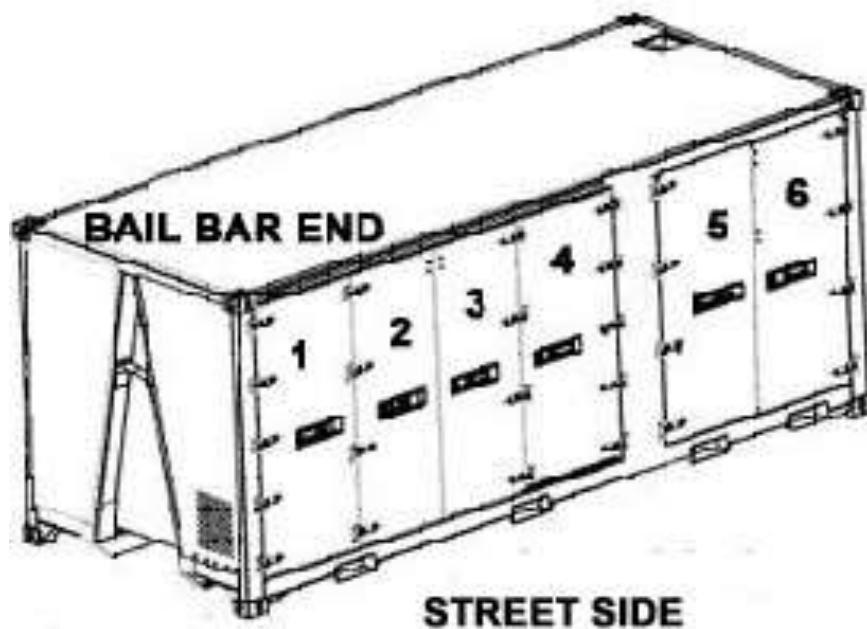


FIGURE 35 FPU-20-3 DOORS ASSEMBLIES #1 THRU #6  
STREET SIDE

(1) ITEM NO.	(2) NSN	(3) CAGEC	(4) PART NUMBER	(5) DESCRIPTION AND USABLE ON CODE (UOC)	(6) QTY
				<b>GROUP 0401 FIGURE 35 FPU 20-3 COMPLETE DOORS STREET SIDE</b>	
1	Not Assigned	1NSG3	15981521-001	DOOR COMPLETE #1 GREEN UOC FAC,	1
1	Not Assigned	1NSG3	15981521-002	DOOR COMPLETE #1 TAN UOC FAD	1
2	Not Assigned	1NSG3	15981522-001	DOOR COMPLETE #2 GREEN UOC FAC	1
2	Not Assigned	1NSG3	15981522-002	DOOR COMPLETE #2 TAN UOC FAD	1
3	Not Assigned	1NSG3	15981523-001	DOOR COMPLETE #3 GREEN UOC FAC	1
3	Not Assigned	1NSG3	15981523-002	DOOR COMPLETE #3 TAN UOC FAD	1
4	Not Assigned	1NSG3	15981524-001	DOOR COMPLETE #4 GREEN UOC FAC	1
4	Not Assigned	1NSG3	15981524-002	DOOR COMPLETE #4 TAN UOC FAD	1
5	Not Assigned	1NSG3	15981525-001	DOOR COMPLETE #5 GREEN UOC FAC	1
5	Not Assigned	1NSG3	15981525-002	DOOR COMPLETE #5 TAN UOC FAD	1
6	Not Assigned	1NSG3	15981526-001	DOOR COMPLETE #6 GREEN UOC FAC	1
6	Not Assigned	1NSG3	15981526-002	DOOR COMPLETE #6 TAN UOC FAD	1
<b>END OF FIGURE 35</b>					

FPU-20-3 DOORS ASSEMBLIES # 7 THRU #12 CURB  
NOTE: APPLICABLE ONLY TO THE FPU 20-3

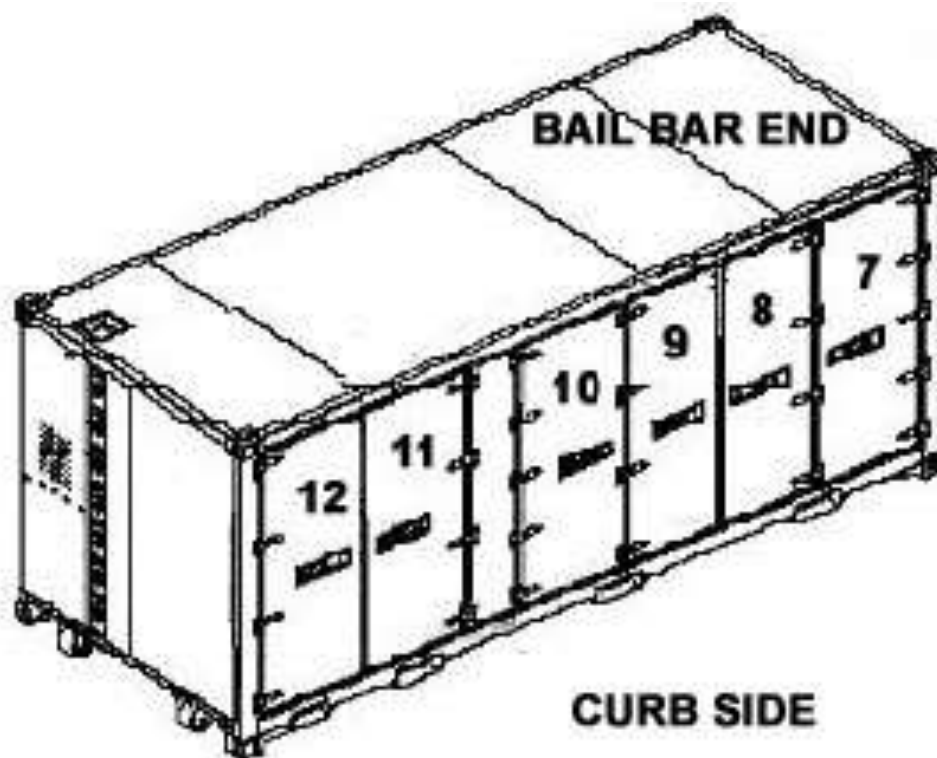
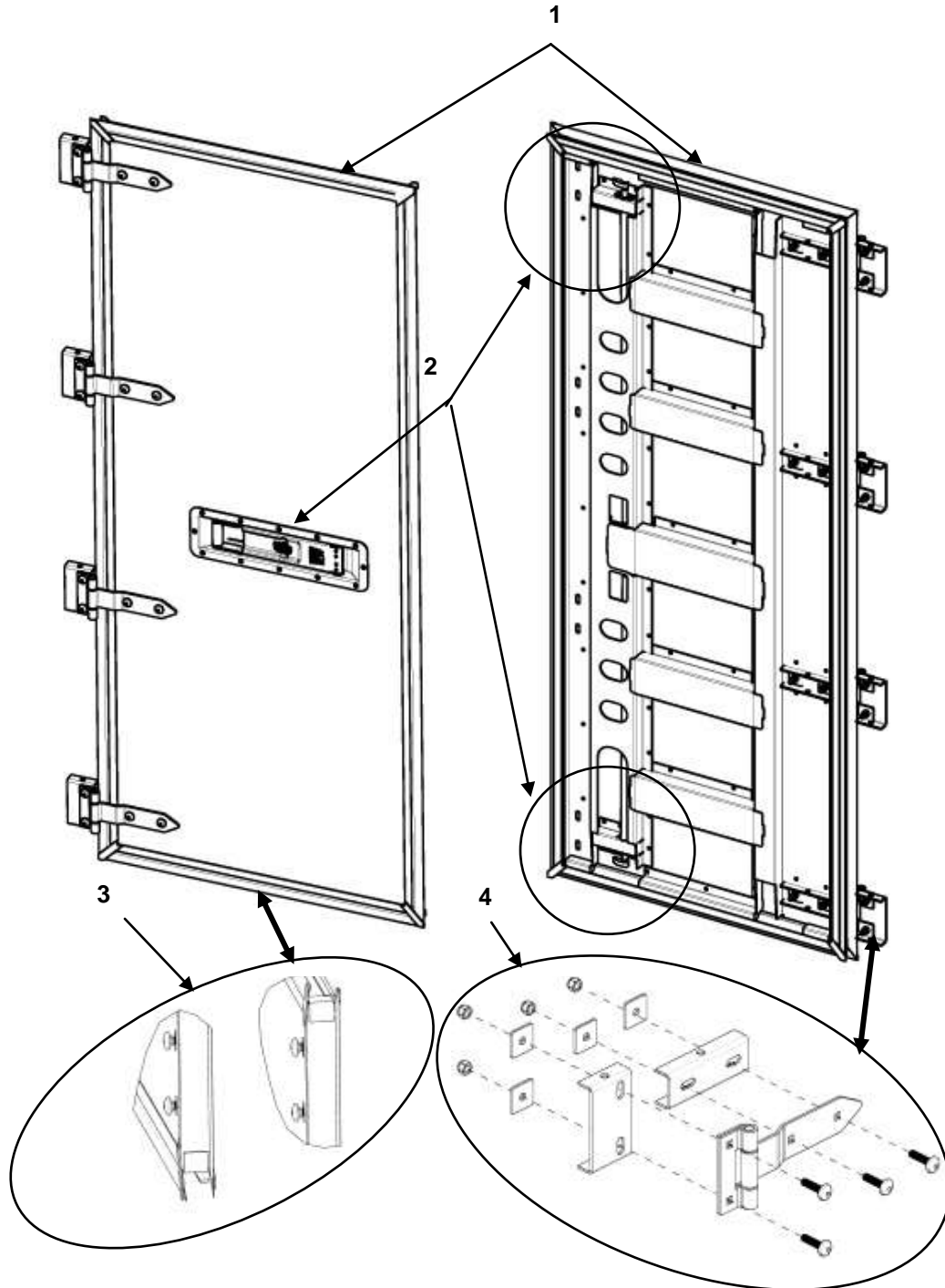


FIGURE 36 FPU-20-3 DOORS ASSEMBLIES #7 THRU #12  
CURB SIDE

(1) ITEM NO.	(2) NSN	(3) CAGEC	(4) PART NUMBER	(5) DESCRIPTION AND USABLE ON CODE (UOC)	(6) QTY
				<b>GROUP 0401 FIGURE 36 FPU 20-3 DOORS CURB SIDE</b>	
7	Not Assigned	1NSG3	16230151-001	DOOR COMPLETE # 7 GREEN UOC FAC,	1
7	Not Assigned	1NSG3	16230151-002	DOOR COMPLETE # 7 TAN UOC FAD	1
8	Not Assigned	1NSG3	15981523-001	DOOR COMPLETE # 8 GREEN UOC FAC	1
8	Not Assigned	1NSG3	15981523-002	DOOR COMPLETE # 8 TAN UOC FAD	1
9	Not Assigned	1NSG3	15981522-001	DOOR COMPLETE # 9 GREEN UOC FAC	1
9	Not Assigned	1NSG3	15981522-002	DOOR COMPLETE # 9 TAN UOC FAD	1
10	Not Assigned	1NSG3	15981521-001	DOOR COMPLETE # 10 GREEN UOC FAC	1
10	Not Assigned	1NSG3	15981521-002	DOOR COMPLETE # 10 TAN UOC FAD	1
11	Not Assigned	1NSG3	15981526-001	DOOR COMPLETE # 11 GREEN UOC FAC	1
11	Not Assigned	1NSG3	15981526-002	DOOR COMPLETE # 11 TAN UOC FAD	1
12	Not Assigned	1NSG3	15981525-001	DOOR COMPLETE # 12 GREEN UOC FAC	1
12	Not Assigned	1NSG3	15981525-002	DOOR COMPLETE # 12 TAN UOC FAD	1
<b>END OF FIGURE 36</b>					

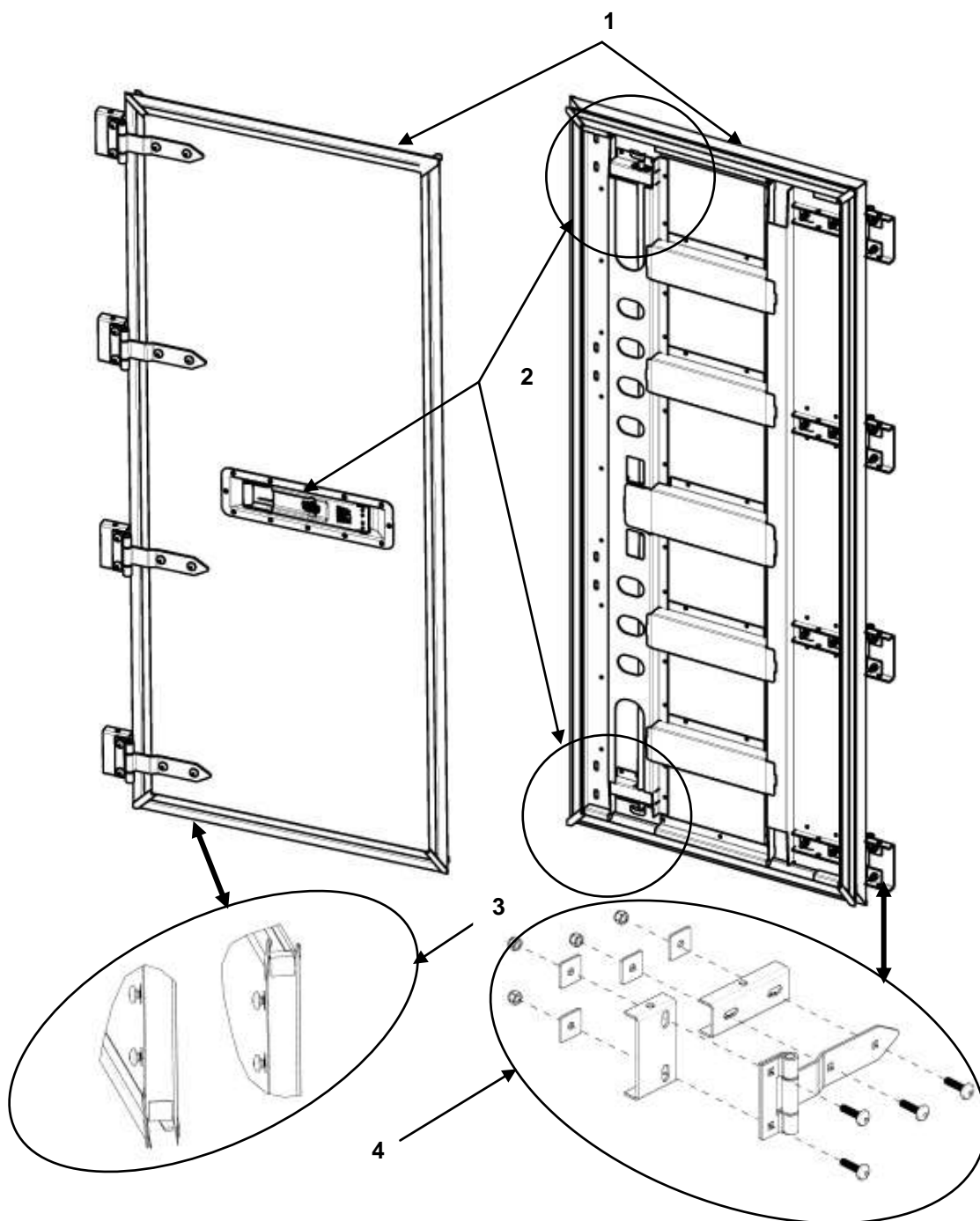
**DOORS #1 AND #10**  
**NOTE: APPLICABLE ONLY TO THE FPU 20-3**



**FIGURE 37 DOORS #1 AND #10**

(1) ITEM NO.	(2) NSN	(3) CAGEC	(4) PART NUMBER	(5) DESCRIPTION AND USABLE ON CODE (UOC)	(6) QTY
				<b>GROUP 0401 FIGURE 37 FPU 20-3 DOORS #1 AND #10</b>	
1	Not Assigned	1NSG3	15981521-001	DOOR COMPLETE # 1 GREEN UOC FAC	1
1	Not Assigned	1NSG3	15981521-002	DOOR COMPLETE # 1 TAN UOC FAD	1
2	Not Assigned	1NSG3	15981513	.HANDLE KIT WITH SEAL, ROD,STOPS,CAMS, and BEARINGS	1
3	Not Assigned	1NSG3	15988515	.DOOR SEAL KIT	1
4	Not Assigned	1NSG3	15988513-001	..HINGE KIT W/HARDWARE GREEN	4
4	Not Assigned	1NSG3	15988513-002	..HINGE KIT W/HARDWARE TAN	4
1	Not Assigned	1NSG3	15981521-001	DOOR COMPLETE # 10 GREEN UOC FAC	1
1	Not Assigned	1NSG3	15981521-002	DOOR COMPLETE # 10 TAN UOC FAD	1
2	Not Assigned	1NSG3	15981513	.HANDLE KIT WITH SEAL, ROD,STOPS,CAMS, and BEARINGS	1
3	Not Assigned	1NSG3	15988515	.DOOR SEAL KIT	1
4	Not Assigned	1NSG3	15988513-001	..HINGE KIT W/HARDWARE GREEN	4
4	Not Assigned	1NSG3	15988513-002	..HINGE KIT W/HARDWARE TAN	4
<b>END OF FIGURE 37</b>					

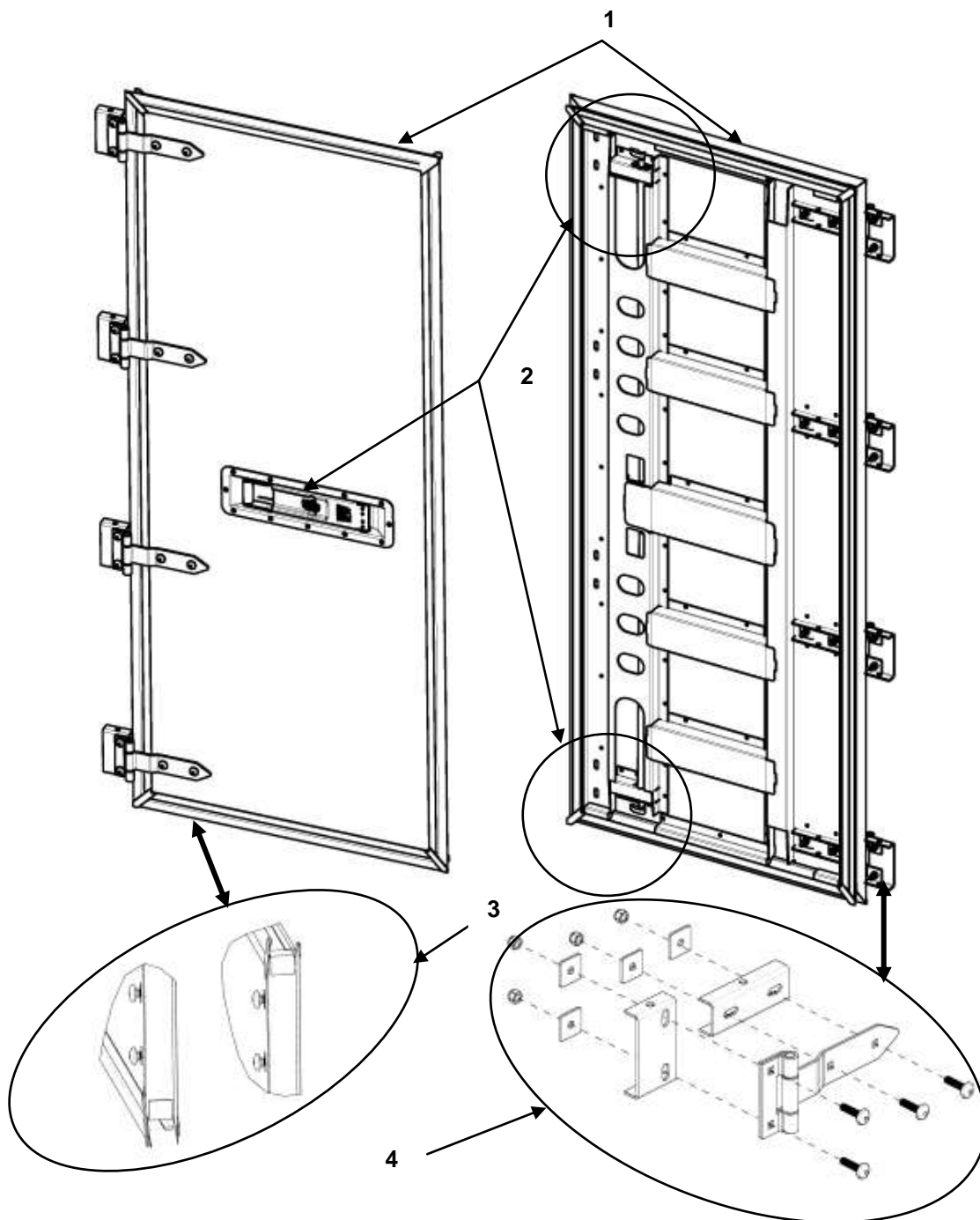
**DOORS #2 AND #9**  
**NOTE: APPLICABLE ONLY TO THE FPU 20-3**



**FIGURE 38 DOOR ASSEMBLY # 2 AND #9**  
**0039 00-14**

(1) ITEM NO.	(2) NSN	(3) CAGEC	(4) PART NUMBER	(5) DESCRIPTION AND USABLE ON CODE (UOC)	(6) QTY
				<b>GROUP 0401 FIGURE 38 FPU 20-3 DOORS #2 AND #9</b>	
1	Not Assigned	1NSG3	15981522-001	DOOR COMPLETE #2 GREEN UOC FAC	1
1	Not Assigned	1NSG3	15981522-002	DOOR COMPLETE # 2 TAN UOC FAD	1
2	Not Assigned	1NSG3	15981513	..HANDLE KIT WITH SEAL, ROD,STOPS,CAMS, and BEARINGS	1
3	Not Assigned	1NSG3	15988516	..DOOR SEAL KIT	1
4	Not Assigned	1NSG3	15988513-001	..HINGE KIT W/HARDWARE GREEN	4
4	Not Assigned	1NSG3	15988513-002	..HINGE KIT W/HARDWARE TAN	4
1	Not Assigned	1NSG3	15981522-001	DOOR COMPLETE # 9 GREEN UOC FAC	1
1	Not Assigned	1NSG3	15981522-002	DOOR COMPLETE # 9 TAN UOC FAD	1
2	Not Assigned	1NSG3	15981513	..HANDLE KIT WITH SEAL, ROD,STOPS,CAMS, and BEARINGS	1
3	Not Assigned	1NSG3	15988516	..DOOR SEAL KIT	1
4	Not Assigned	1NSG3	15988513-001	..HINGE KIT W/HARDWARE GREEN	4
4	Not Assigned	1NSG3	15988513-002	..HINGE KIT W/HARDWARE TAN	4
<b>END OF FIGURE 38</b>					

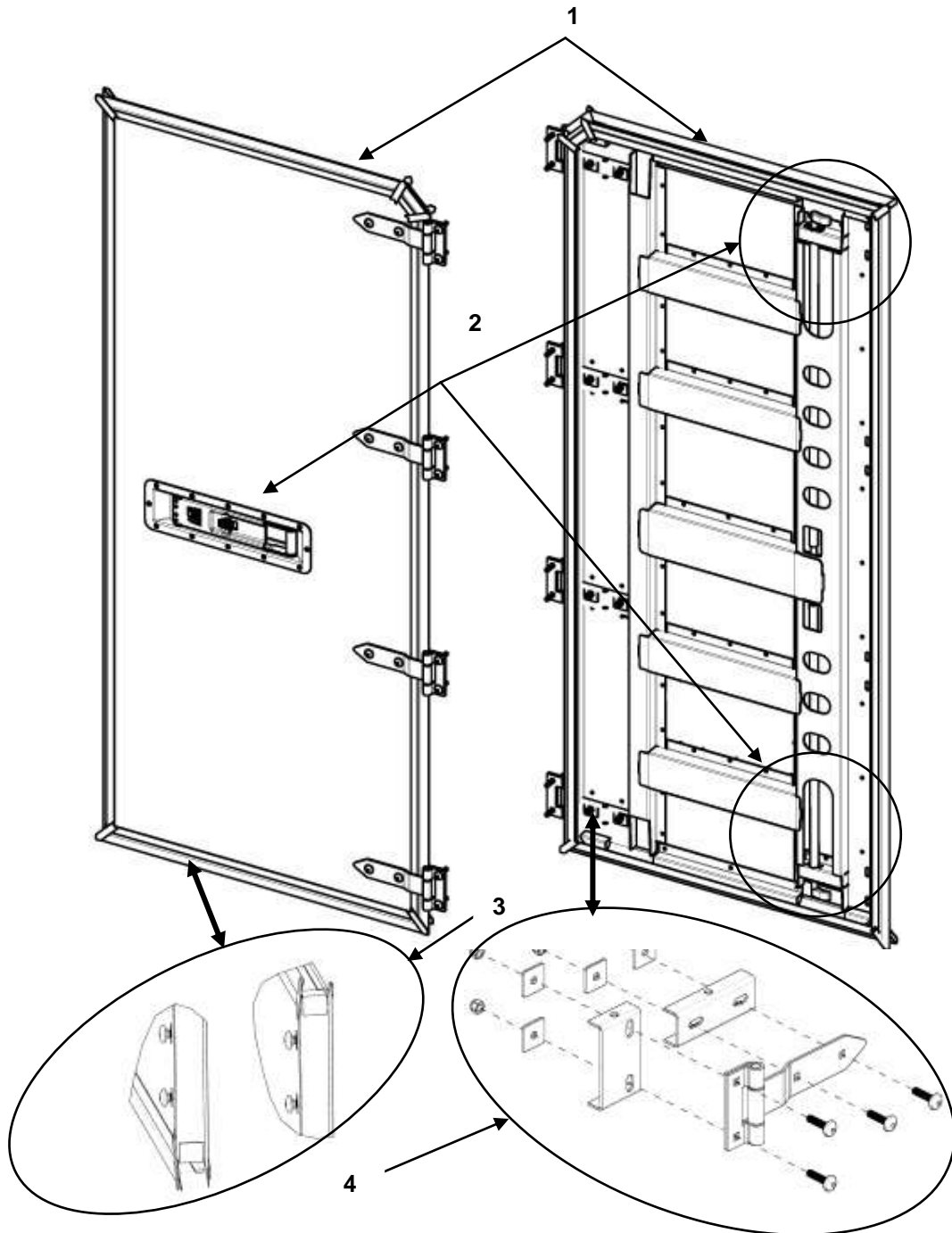
**DOORS #3 AND #8**  
**NOTE: APPLICABLE ONLY TO THE FPU 20-3**



**FIGURE 39 DOOR ASSEMBLIES DOORS #3 AND #8**

(1) ITEM NO.	(2) NSN	(3) CAGEC	(4) PART NUMBER	(5) DESCRIPTION AND USABLE ON CODE (UOC)	(6) QTY
				<b>GROUP 0401 FIGURE 39 FPU 20-3 DOORS #3 AND #8</b>	
1	Not Assigned	1NSG3	15981523-001	DOOR COMPLETE #3 GREEN UOC FAC	1
1	Not Assigned	1NSG3	15981523-002	DOOR COMPLETE #3 TAN UOC FAD	1
2	Not Assigned	1NSG3	15981513	..HANDLE KIT WITH SEAL, ROD,STOPS,CAMS, and BEARINGS	1
3	Not Assigned	1NSG3	15988517	..DOOR SEAL KIT	1
4	Not Assigned	1NSG3	15988513-001	..HINGE KIT W/HARDWARE GREEN	4
4	Not Assigned	1NSG3	15988513-002	..HINGE KIT W/HARDWARE TAN	4
1	Not Assigned	1NSG3	15981523-001	DOOR COMPLETE #8 GREEN UOC FAC	1
1	Not Assigned	1NSG3	15981523-002	DOOR COMPLETE #8 TAN UOC FAD	1
2	Not Assigned	1NSG3	15981513	..HANDLE KIT WITH SEAL, ROD,STOPS,CAMS, and BEARINGS	1
3	Not Assigned	1NSG3	15988517	..DOOR SEAL KIT	1
4	Not Assigned	1NSG3	15988513-001	..HINGE KIT W/HARDWARE GREEN	4
4	Not Assigned	1NSG3	15988513-002	..HINGE KIT W/HARDWARE TAN	4
<b>END OF FIGURE 39</b>					

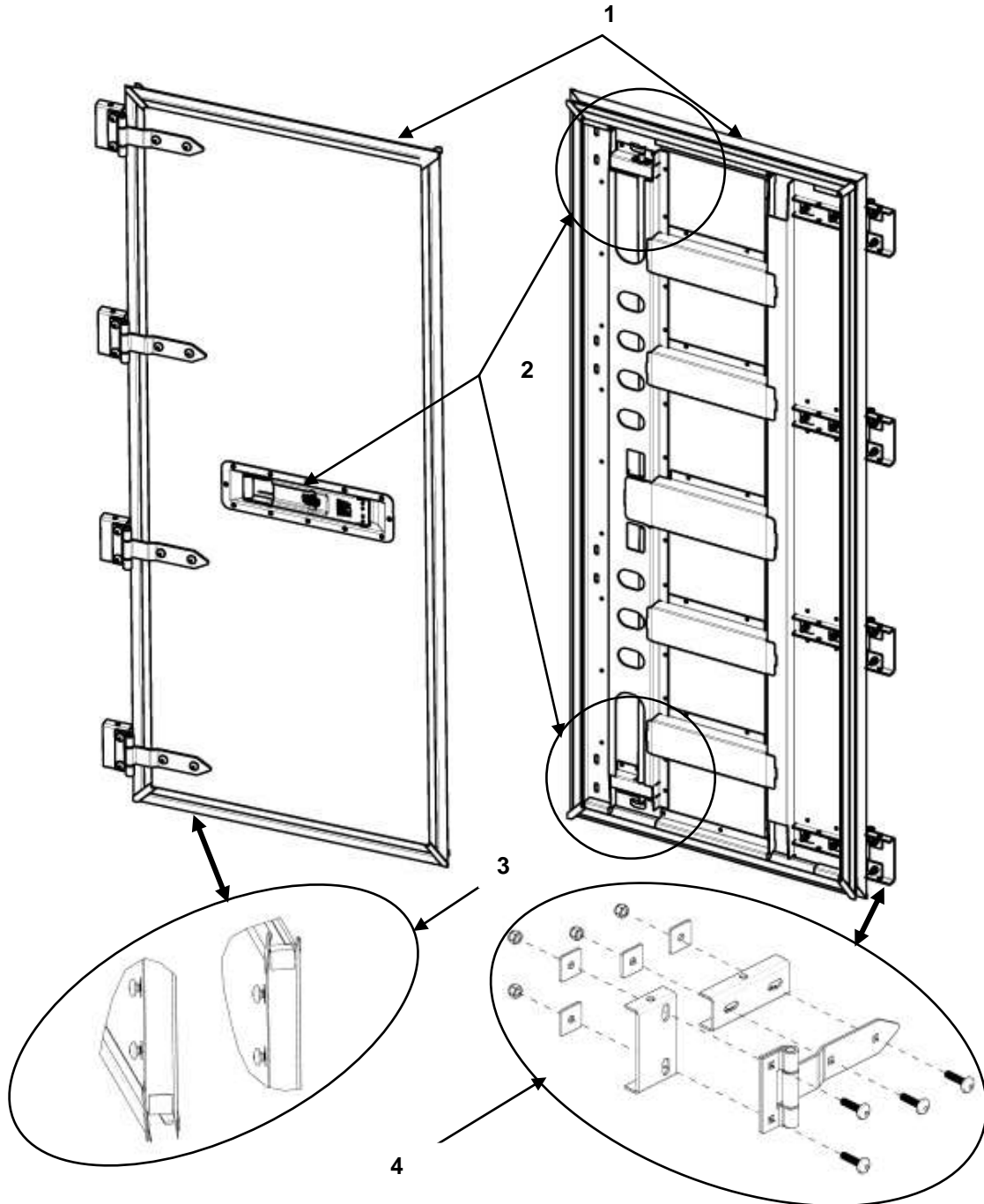
**DOORS #4**  
**NOTE: APPLICABLE ONLY TO THE FPU 20-3**



**FIGURE 40 DOOR ASSEMBLY # 4**

(1) ITEM NO.	(2) NSN	(3) CAGEC	(4) PART NUMBER	(5) DESCRIPTION AND USABLE ON CODE (UOC)	(6) QTY
				<b>GROUP 0401 FIGURE 40 FPU 20-3 DOOR #4</b>	
1	Not Assigned	1NSG3	15981524-001	DOOR COMPLETE #4 GREEN UOC FAC,	1
1	Not Assigned	1NSG3	15981524-002	DOOR COMPLETE #4 TAN UOC FAD	1
2	Not Assigned	1NSG3	15981513	..HANDLE KIT WITH SEAL, ROD,STOPS,CAMS, and BEARINGS	1
3	Not Assigned	1NSG3	15988518	..DOOR SEAL KIT	1
4	Not Assigned	1NSG3	15988513-001	..HINGE KIT W/HARDWARE GREEN	4
4	Not Assigned	1NSG3	15988513-002	..HINGE KIT W/HARDWARE TAN	4
<b>END OF FIGURE 40</b>					

**DOORS #5 AND #12**  
**NOTE: APPLICABLE ONLY TO THE FPU 20-3**



**FIGURE 41 DOOR ASSEMBLY #5 AND #12**

(1) ITEM NO.	(2) NSN	(3) CAGEC	(4) PART NUMBER	(5) DESCRIPTION AND USABLE ON CODE (UOC)	(6) QTY
				<b>GROUP 0401 FIGURE 41 FPU 20-3 FRONT DOORS # 5 AND # 12</b>	
1	Not Assigned	1NSG3	15981525-001	DOOR COMPLETE #5 GREEN UOC FAC	1
1	Not Assigned	1NSG3	15981525-002	DOOR COMPLETE # 5 TAN UOC FAD	1
2	Not Assigned	1NSG3	15981513	..HANDLE KIT WITH SEAL, ROD,STOPS,CAMS, and BEARINGS	1
3	Not Assigned	1NSG3	15988519	..DOOR SEAL KIT	1
4	Not Assigned	1NSG3	16230129	..HINGE BRACKET "A"	4
5	Not Assigned	1NSG3	16507022	..HINGE KIT W/HARDWARE BACK PLATE	8
6	Not Assigned	1NSG3	16220060	..HINGE BRACKET "B"	4
1	Not Assigned	1NSG3	15981525-001	DOOR COMPLETE # 12 GREEN UOC FAC	1
1	Not Assigned	1NSG3	15981525-002	DOOR COMPLETE # 12 TAN UOC FAD	1
2	Not Assigned	1NSG3	15981513	..HANDLE KIT WITH SEAL, ROD,STOPS,CAMS, and BEARINGS	1
3	Not Assigned	1NSG3	15988519	..DOOR SEAL KIT	1
4	Not Assigned	1NSG3	16230129	..HINGE BRACKET "A"	4
5	Not Assigned	1NSG3	16507022	..HINGE KIT W/HARDWARE BACK PLATE	8
6	Not Assigned	1NSG3	16220060	..HINGE BRACKET "B"	4
<b>END OF FIGURE 41</b>					

**DOORS #6 AND #11**  
**NOTE: APPLICABLE ONLY TO THE FPU 20-3**

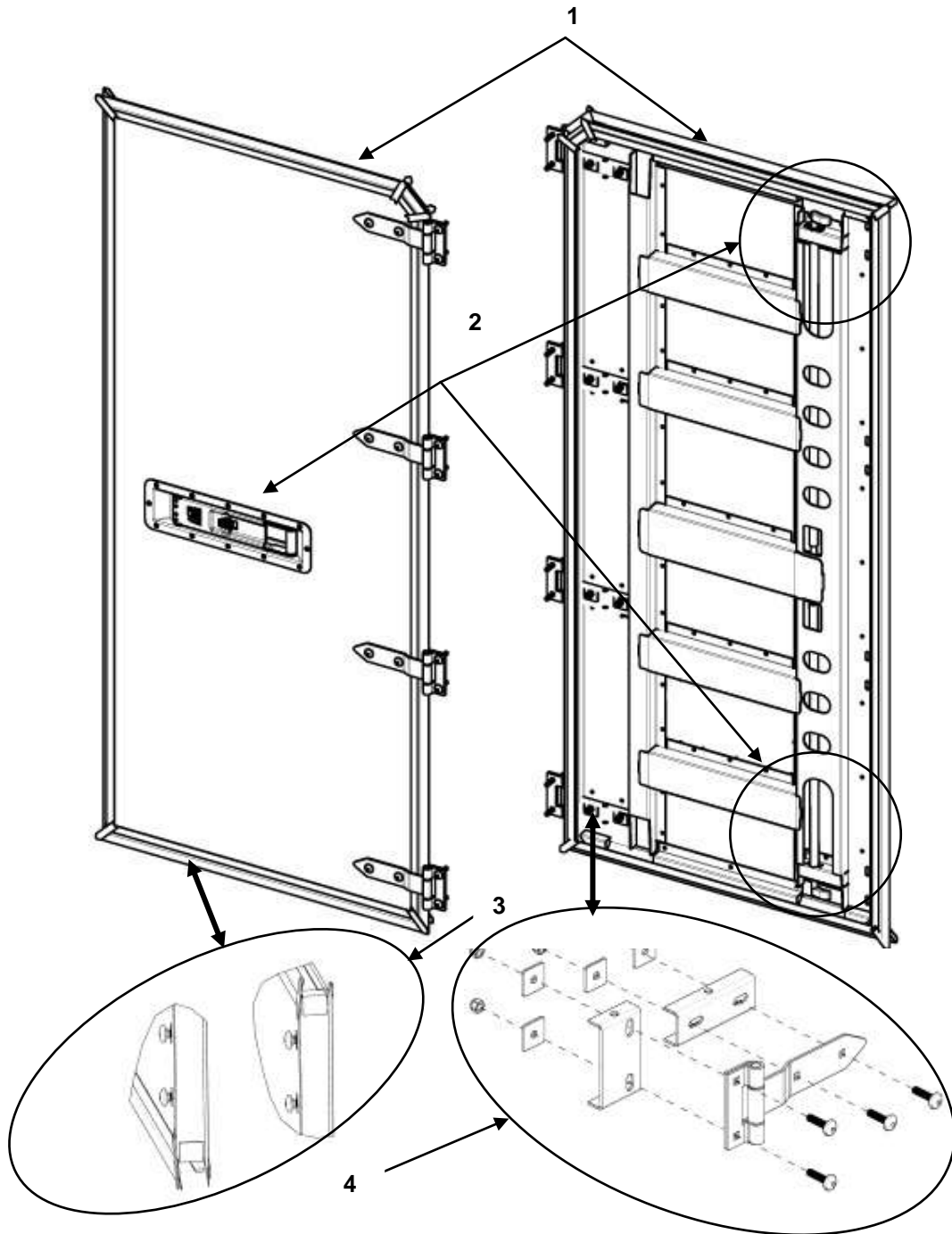
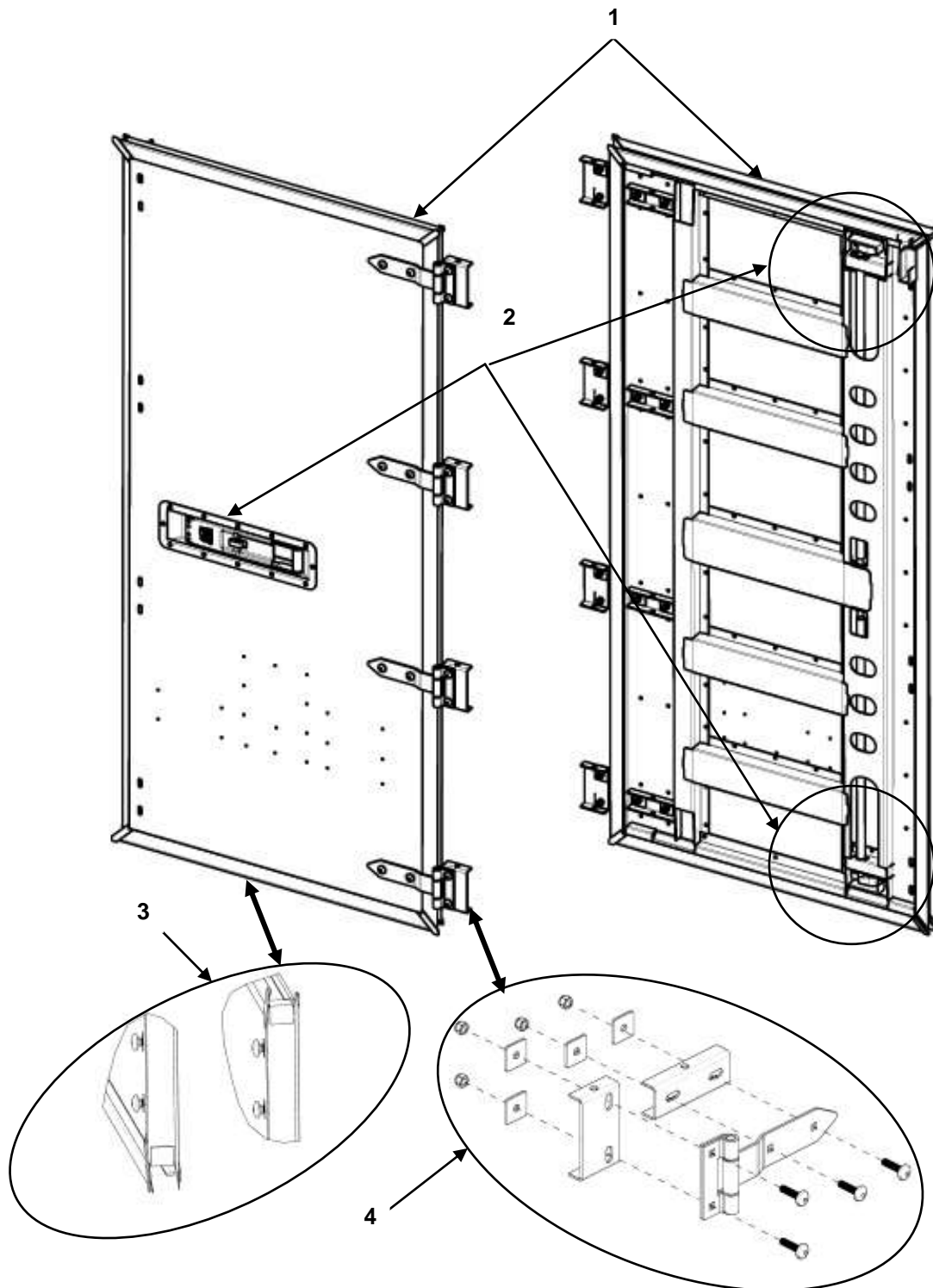


FIGURE 42 DOOR ASSEMBLIES DOORS #6 AND #11

(1) ITEM NO.	(2) NSN	(3) CAGEC	(4) PART NUMBER	(5) DESCRIPTION AND USABLE ON CODE (UOC)	(6) QTY
				<b>GROUP 0401 FIGURE 42 FPU 20-3 DOORS #6 AND #11</b>	
1	Not Assigned	1NSG3	15981526-001	DOOR COMPLETE #6 GREEN UOC FAC	1
1	Not Assigned	1NSG3	15981526-002	DOOR COMPLETE #6 TAN UOC FAD	1
2	Not Assigned	1NSG3	15981513	..HANDLE KIT WITH SEAL, ROD,STOPS,CAMS, and BEARINGS	1
3	Not Assigned	1NSG3	15988520	..DOOR SEAL KIT	1
4	Not Assigned	1NSG3	15988513-001	..HINGE KIT W/HARDWARE GREEN	4
4	Not Assigned	1NSG3	15988513-002	..HINGE KIT W/HARDWARE TAN	4
1	Not Assigned	1NSG3	15981526-001	DOOR COMPLETE #11 GREEN UOC FAC	1
1	Not Assigned	1NSG3	15981526-002	DOOR COMPLETE #11 TAN UOC FAD	1
2	Not Assigned	1NSG3	15981513	..HANDLE KIT WITH SEAL, ROD,STOPS,CAMS, and BEARINGS	1
3	Not Assigned	1NSG3	15988520	..DOOR SEAL KIT	1
4	Not Assigned	1NSG3	15988513-001	..HINGE KIT W/HARDWARE GREEN	4
4	Not Assigned	1NSG3	15988513-002	..HINGE KIT W/HARDWARE TAN	4
<b>END OF FIGURE 42</b>					

**DOORS #7**  
**NOTE: APPLICABLE ONLY TO THE FPU 20-3**



**FIGURE 43 DOOR ASSEMBLY # 7**

(1) ITEM NO.	(2) NSN	(3) CAGEC	(4) PART NUMBER	(5) DESCRIPTION AND USABLE ON CODE (UOC)	(6) QTY
				<b>GROUP 0401 FIGURE 43 FPU 20-3 DOOR #7</b>	
1	Not Assigned	1NSG3	16330151-001	DOOR COMPLETE #7 GREEN UOC FAC,	1
1	Not Assigned	1NSG3	16330151-002	DOOR COMPLETE #7 TAN UOC FAD	1
2	Not Assigned	1NSG3	15981513	..HANDLE KIT WITH SEAL, ROD,STOPS,CAMS, and BEARINGS	1
3	Not Assigned	1NSG3	15988518	..DOOR SEAL KIT	1
4	Not Assigned	1NSG3	15988513-001	..HINGE KIT W/HARDWARE GREEN	4
4	Not Assigned	1NSG3	15988513-002	..HINGE KIT W/HARDWARE TAN	4
<b>END OF FIGURE 43</b>					

VERTICAL RACK FRAME

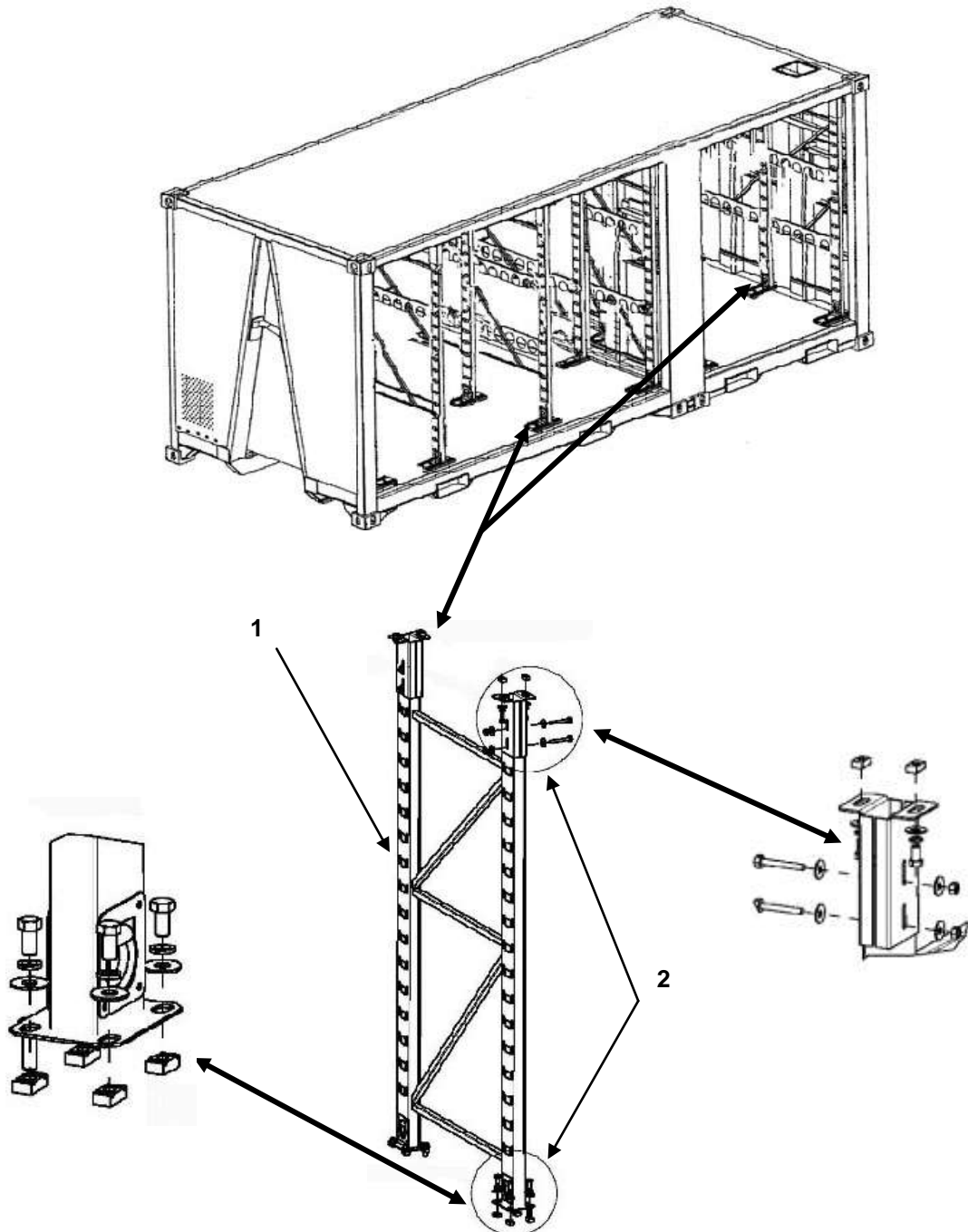


FIGURE 44 VERTICAL RACK FRAME

(1) ITEM NO.	(2) NSN	(3) CAGEC	(4) PART NUMBER	(5) DESCRIPTION AND USABLE ON CODE (UOC)	(6) QTY
				<b>GROUP 0404 FIGURE 44 VERTICAL RACK FRAME</b>	
1	Not Assigned	1NSG3	16250311- 001	VERTICAL RACK ASSY GREEN UCO: FAA,FAC	12
1	Not Assigned	1NSG3	16250311- 002	VERTICAL RACK ASSY TAN UOC: FAB, FAD	12
2	Not Assigned	1NSG3	15981800	..MOUNTING KIT	2
<b>END OF FIGURE 44</b>					

PARTS STORAGE 12 FT COMPARTMENT

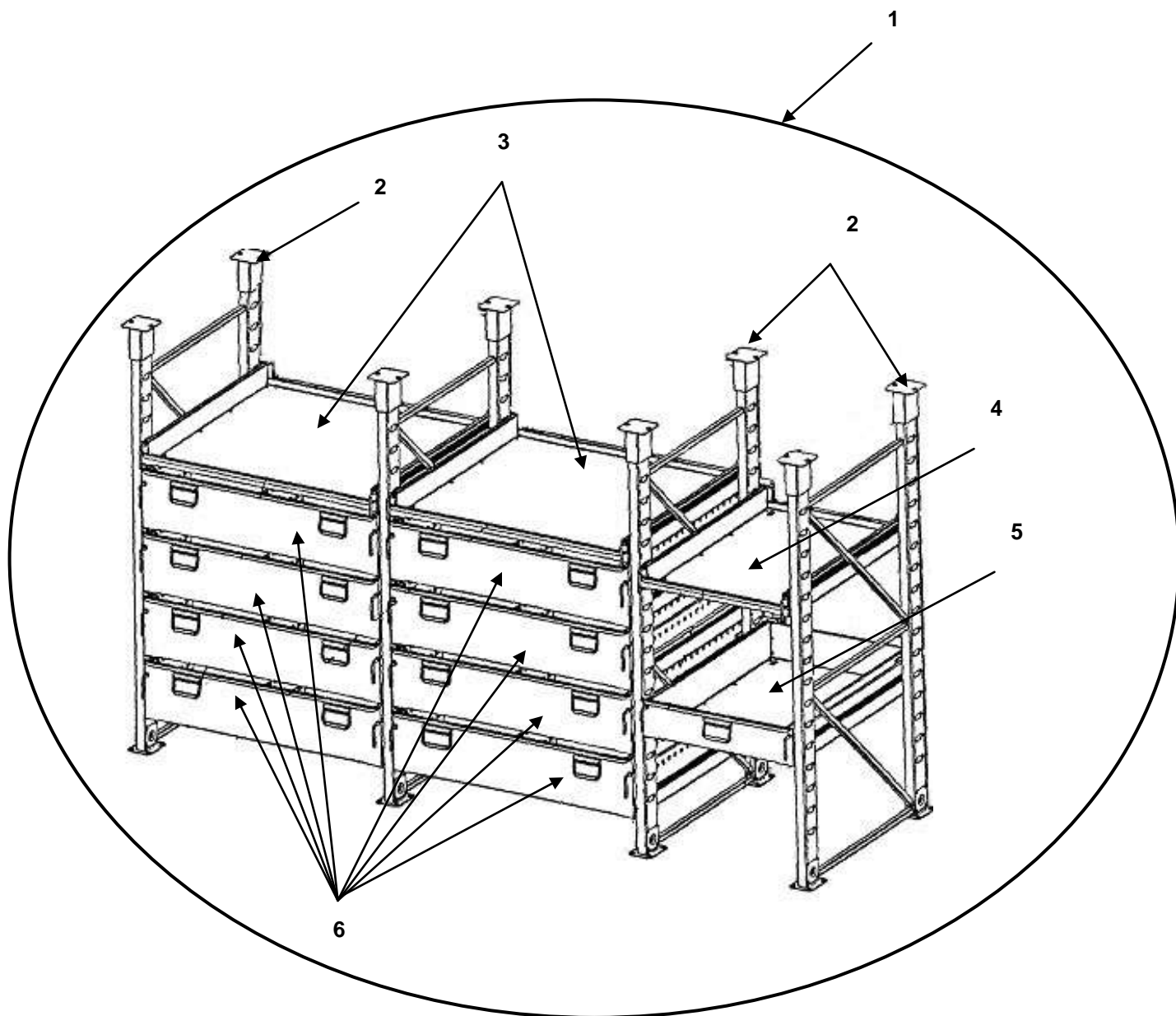
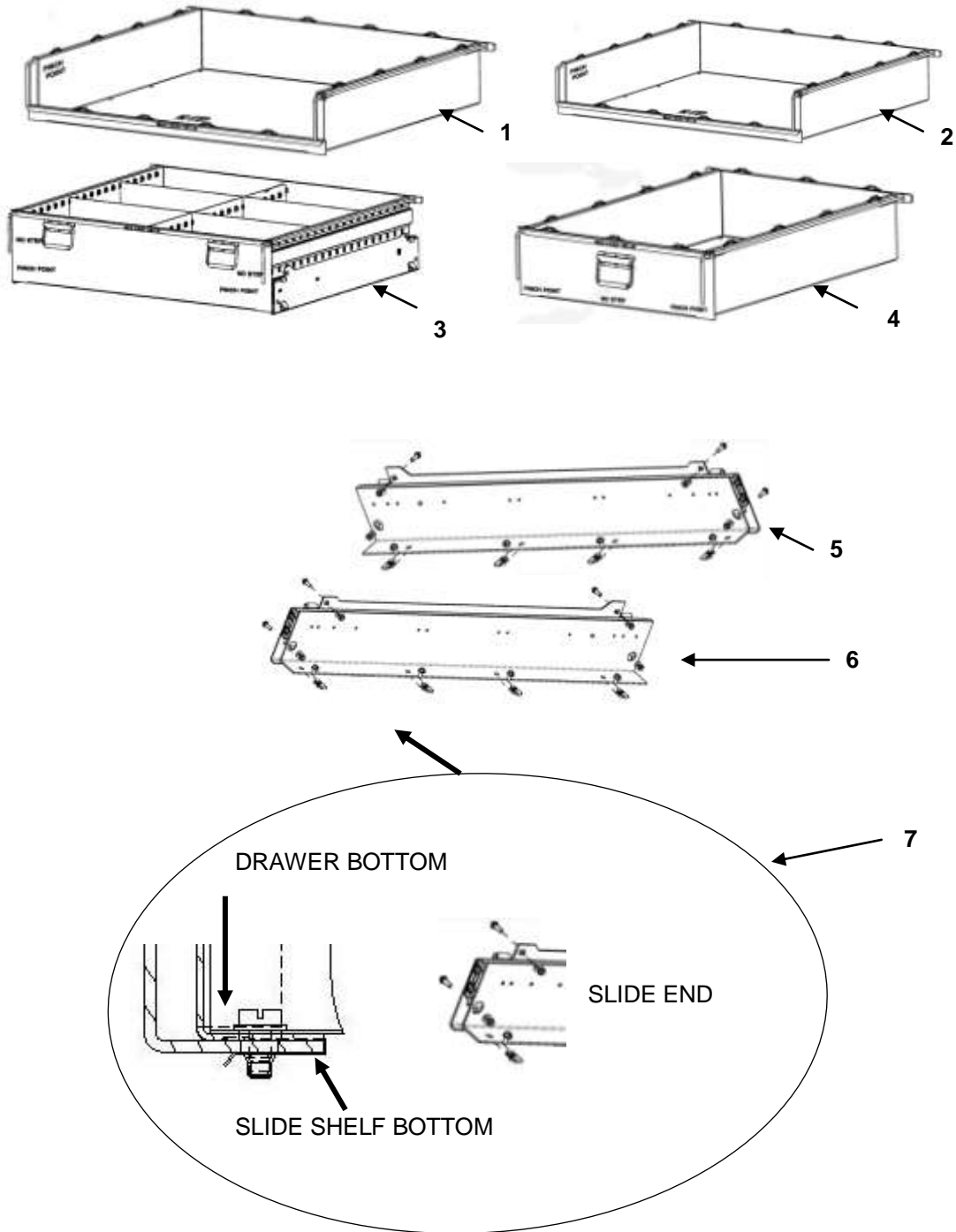


FIGURE 45 PARTS STORAGE AIDS 12 FT COMPARTMENT

(1) ITEM NO.	(2) NSN	(3) CAGEC	(4) PART NUMBER	(5) DESCRIPTION AND USABLE ON CODE (UOC)	(6) QTY
				<b>GROUP 0405 FIGURE 45 PARTS STORAGE AIDS</b>	
1	8145-01-524-0249	1NSG3	15310023-001	..PARTS STORAGE ARRANGEMET GREEN UOC FAA	1
1	8145-01-524-0249	1NSG3	15310023-002	..PARTS STORAGE ARRANGEMET TAN UOC FAB	1
2	Not Assigned	1NSG3	16250311-001	..VERTICLE RACKS GREEN FAA	4
2	Not Assigned	1NSG3	16250311-002	..VERTICLE RACKS TAN FAB	4
3	Not Assigned	1NSG3	16502056-001	..DRAWER ASSY 2" x 48" GREEN UOC: FAA,FAC	2
3	Not Assigned	1NSG3	16502056-002	..DRAWER ASSY 2" x 48" TAN UOC: FAB,FAD	2
4	Not Assigned	1NSG3	16502050-001	..DRAWER ASSY 2" x 30" GREEN UOC: FAA,FAC	1
4	Not Assigned	1NSG3	16502050-002	..DRAWER ASSY 2" x 30" TAN UOC: FAB,FAD	1
5	Not Assigned	1NSG3	16503250-001	..DRAWER ASSY 8" x 30" GREEN. UOC: FAA,FAC	1
5	Not Assigned	1NSG3	16503250-002	..DRAWER ASSY 8" x 30" TAN. UOC: FAB,FAD	1
6	Not Assigned	1NSG3	16504750-001	..DRAWER ASSY 12" GREEN UOC: FAA,FAC	8
6	Not Assigned	1NSG3	16504750-002	..DRAWER ASSY 12" TAN UOC: FAB,FAD	8
<b>END OF FIGURE 45</b>					

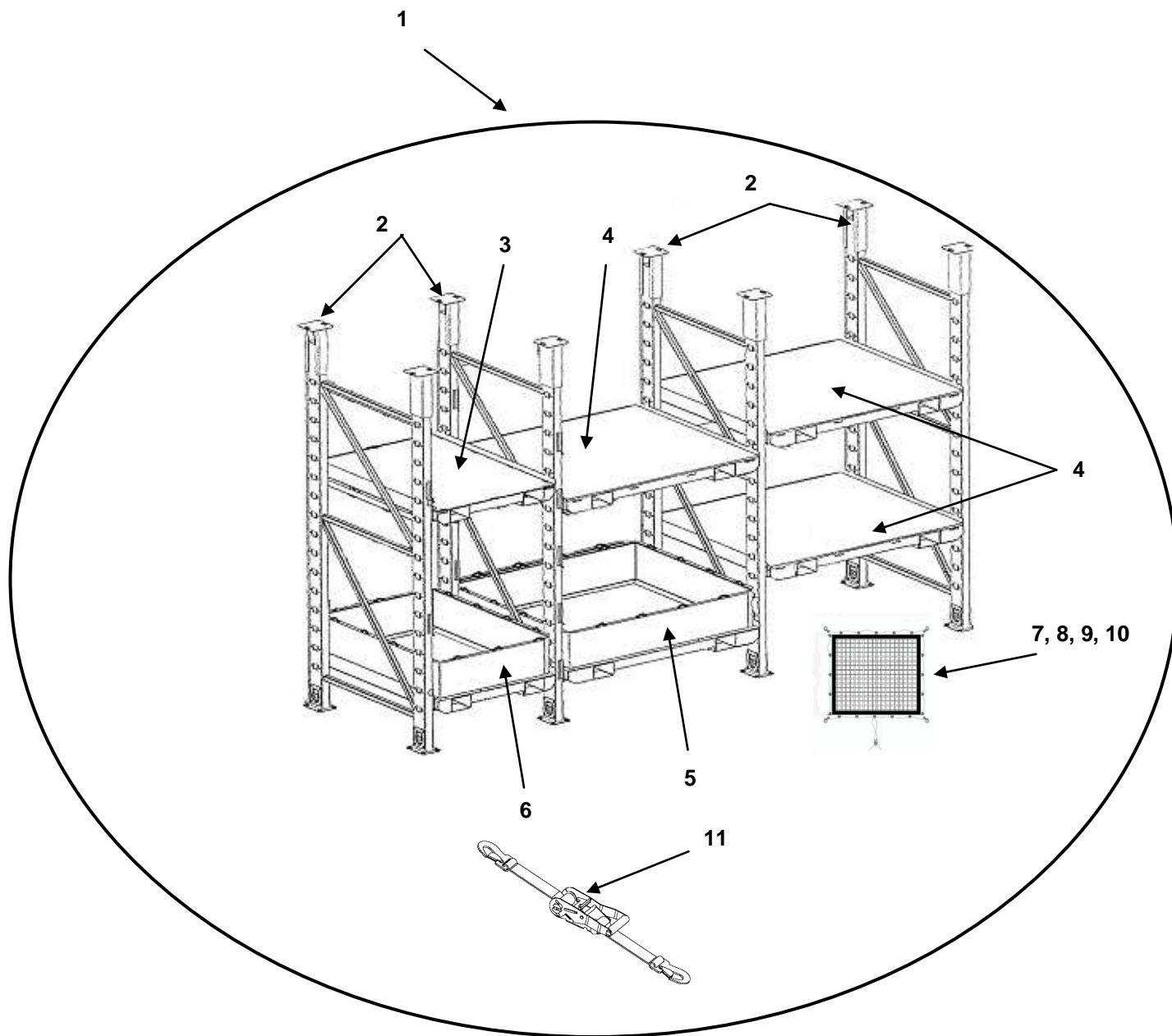
**DRAWER ASSEMBLIES**



**FIGURE 46 DRAWER ASSEMBLIES**

(1) ITEM NO.	(2) NSN		(4) PART NUMBER	(5) DESCRIPTION AND USABLE ON CODE (UOC)	(6) QTY
				<b>GROUP 040501 FIGURE 46 DRAWER ASSEMBLY</b>	
1	Not Assigned	1NSG3	16502056-001	.DRAWER ASSY 2" x 48" GREEN UOC: FAA,FAC	2
1	Not Assigned	1NSG3	16502056-002	.DRAWER ASSY 2" x 48" TAN UOC: FAB,FAD	2
5	Not Assigned	1NSG3	16500553	..DRAWER SLIDE LFT UOC: FAA,FAC	1
6	Not Assigned	1NSG3	16500554	..DRAWER SLIDE RHT UOC: FAB,FAD	1
7	Not Assigned	1NSG3	15981830	...MOUNTING HARDWARE KIT	2
2	Not Assigned	1NSG3	16502050-001	.DRAWER ASSY 2" x 30" GREEN UOC: FAA,FAC	1
2	Not Assigned	1NSG3	16502050-002	.DRAWER ASSY 2" x 30" TAN UOC: FAB,FAD	1
5	Not Assigned	1NSG3	16500553	..DRAWER SLIDE LFT UOC: FAA,FAC	1
6	Not Assigned	1NSG3	16500554	..DRAWER SLIDE RHT UOC: FAB,FAD	1
7	Not Assigned	1NSG3	15981830	...MOUNTING HARDWARE KIT	2
3	Not Assigned	1NSG3	16504750-001	.DRAWER ASSY 12" GREEN UOC: FAA,FAC	8
3	Not Assigned	1NSG3	16504750-002	.DRAWER ASSY 12" TAN UOC: FAB,FAD	8
5	Not Assigned	1NSG3	16500553	..DRAWER SLIDE LFT UOC: FAA,FAC	1
6	Not Assigned	1NSG3	16500554	..DRAWER SLIDE RHT UOC: FAB,FAD	1
7	Not Assigned	1NSG3	15981830	...MOUNTING HARDWARE KIT	2
4	Not Assigned	1NSG3	16503250-001	..DRAWER ASSY 8" x 30" GREEN. UOC: FAA,FAC	1
4	Not Assigned	1NSG3	16503250-002	..DRAWER ASSY 8" x 30" TAN. UOC: FAB,FAD	1
5	Not Assigned	1NSG3	16500553	.DRAWER SLIDE LFT UOC: FAA,FAC	1
6	Not Assigned	1NSG3	16500554	.DRAWER SLIDE RHT UOC: FAB,FAD	1
7	Not Assigned	1NSG3	15981830	...MOUNTING HARDWARE KIT	2
<b>END OF FIGURE 46</b>					

**BULK STORAGE AIDS 12 FT COMPARTMENT**



**FIGURE 47 BULK STORAGE AIDS**

(1) ITEM NO.	(2) NSN	(3) CAGEC	(4) PART NUMBER	(5) DESCRIPTION AND USABLE ON CODE (UOC)	(6) QTY
				<b>GROUP 0406 FIGURE 47 BULK STORAGE AIDS</b>	
1	8145-01-524-0244	1NSG3	15310022-001	.BULK STORAGE AIDS GREEN UOC FAA, FAC	1
2	Not Assigned	1NSG3	16250311-001	..VERTICLE RACKS GREEN FAA, FAC	4
3	Not Assigned	1NSG3	16503050-001	...PALLET, SMALL 30 “ GREEN UOC: FAA,FAC	1
9	Not Assigned	1NSG3	15240152	....STRAPS	4
1	8145-01-524-0244	1NSG3	15310022-002	.BULK STORAGE AIDS TAN UOC FAB, FAD	1
2	Not Assigned	1NSG3	16250311-002	..VERTICLE RACKS TAN FAB, FAD	4
3	Not Assigned	1NSG3	16503050-002	..PALLET, SMALL 30 “ TAN UOC: FAB,FAD	1
9	Not Assigned	1NSG3	15240152	....STRAPS	4
4	Not Assigned	1NSG3	16504850-001	...PALLET, CGO.MED 48 ” GREEN UOC: FAA,FAC	3
9	Not Assigned	1NSG3	15240152	NET CARGO 30”	1
2	Not Assigned	1NSG3	16504850-002	..PALLET, CGO.MED 48 ” TAN UOC: FAB,FAD	3
9	Not Assigned	1NSG3	152401521	NET CARGO 30”	1
5	Not Assigned	1NSG3	16504950-001	...PALLET, HAZMAT 48 “ GREEN UOC: FAA,FAC	1
10	Not Assigned	1NSG3	16501605	NET CARGO 48”	1
5	Not Assigned	1NSG3	16504950-002	...PALLET, HAZMAT 48 “ TAN UOC: FAB,FAD	1
10	Not Assigned	1NSG3	16501605	NET CARGO 48”	1
6	Not Assigned	1NSG3	16503150-001	...PALLET, HAZMAT 30 “ GREEN UOC: FAA,FAC	1
11	Not Assigned	1NSG3	16501604	....STRAPS	12
6	Not Assigned	1NSG3	16503150-002	...PALLET, HAZMAT 30 “ TAN UOC: FAB,FAD	1
11	Not Assigned	1NSG3	16501604	....STRAPS	12
7	Not Assigned	1NSG3	16501611	..NET, CARGO, FLOOR 30”	1
8	Not Assigned	1NSG3	16501610	..NET, CARGO, FLOOR 48”	2
<b>END OF FIGURE 47</b>					

PALLET LEDGE

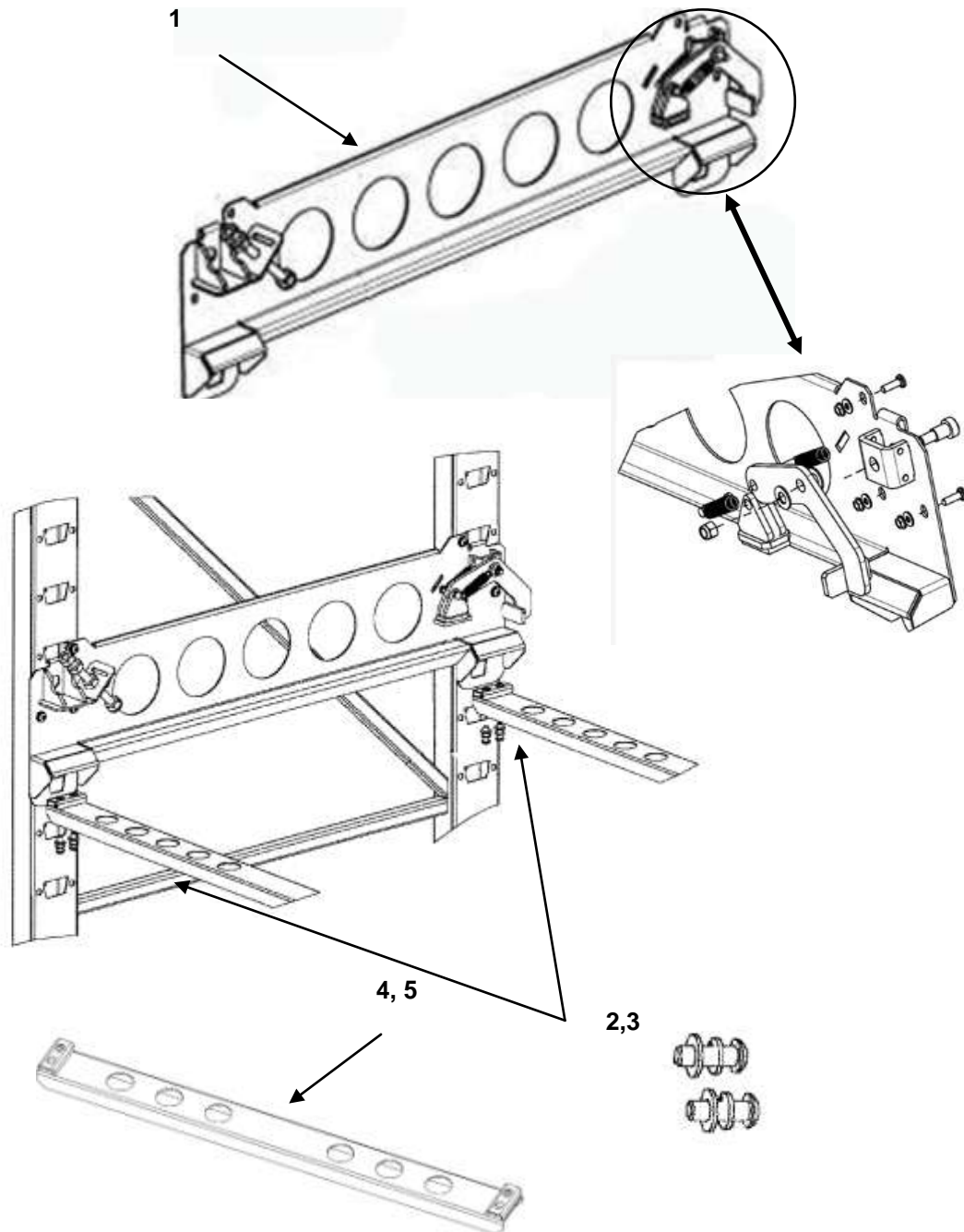


FIGURE 48 PALLET LEDGE

(1) ITEM NO.	(2) NSN	(3) CAGEC	(4) PART NUMBER	(5) DESCRIPTION AND USABLE ON CODE (UOC)	(6) Q TY
				<b>GROUP 040602 FIGURE 48 PALLET LEDGE</b>	
1	Not Assigned	INSG3	16503559-001	PALLET LEDGE LFT GREEN UOC: FAA,FAC	16
1	Not Assigned	INSG3	16503560-001	PALLET LEDGE RHT TAN UOC: FAB,FAD	16
1	Not Assigned	INSG3	16503559-002	PALLET LEDGE LFT GREEN UOC: FAA,FAC	16
1	Not Assigned	INSG3	16503560-002	PALLET LEDGE RHT TAN UOC: FAB,FAD	16
2	Not Assigned	2F074	207003-100	ALLEN BOLT 5/16" x1"	8
3	5310-01-121-2753	76474	286606	LOCK WASHER 5/16"	8
4	Not Assigned	INSG3	16503572-001	HORIZ STABILIZER, 30", OD	8
4	Not Assigned	INSG3	16503572-002	HORIZ STABILIZER, 30", DS	8
5	Not Assigned	INSG3	16503573-001	HORIZ STABILIZER, 48", OD	16
5	Not Assigned	INSG3	16503573-002	HORIZ STABILIZER, 48", DS	16
<b>END OF FIGURE 48</b>					

PALLETS 8 FT COMPARTMENT

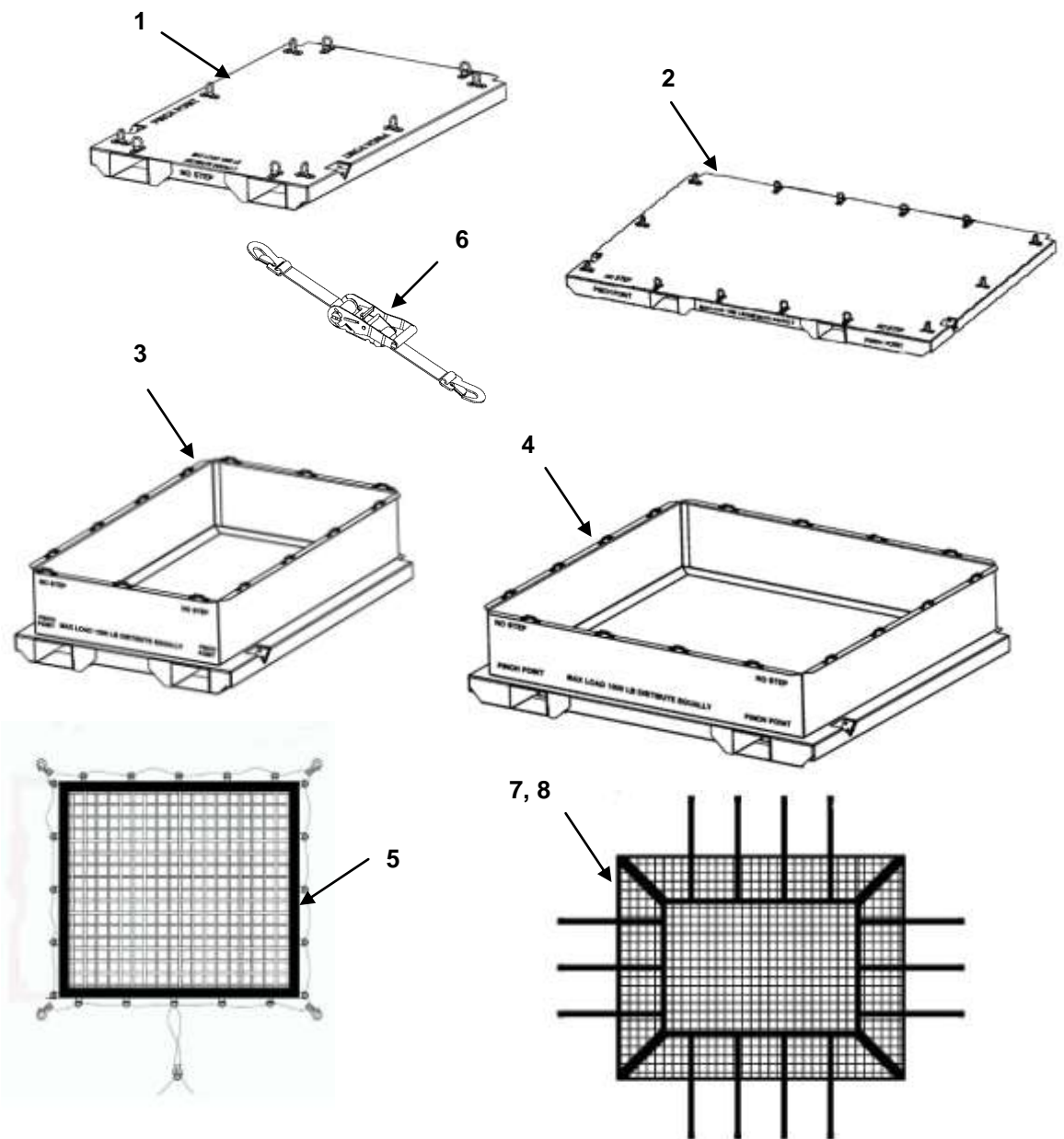


FIGURE 49 PALLETS 8 FT COMPARTMENT

(1) ITEM NO.	(2) NSN	(3) CAGEC	(4) PART NUMBER	(5) DESCRIPTION AND USABLE ON CODE (UOC)	(6) QTY
				<b>GROUP 040601 FIGURE 49 PALLETS</b>	
1	Not Assigned	1NSG3	16503050-001	.PALLET, SMALL 30 " GREEN UOC: FAA,FAC	1
6	Not Assigned	1NSG3	15240152	..STRAPS	4
1	Not Assigned	1NSG3	16503050-002	.PALLET, SMALL 30 " TAN UOC: FAB,FAD	1
6	Not Assigned	1NSG3	15240152	..STRAPS	4
2	Not Assigned	1NSG3	16504850-001	.PALLET, CGO.MED 48 " GREEN UOC: FAA,FAC	1
6	Not Assigned	1NSG3	15240152	..STRAPS	4
2	Not Assigned	1NSG3	16504850-002	.PALLET, CGO.MED 48 " TAN UOC: FAB,FAD	1
6	Not Assigned	1NSG3	15240152	..STRAPS	4
3	Not Assigned	1NSG3	16503150-001	...PALLET, HAZMAT 30 " GREEN UOC: FAA,FAC	1
7	Not Assigned	1NSG3	16501604	NET CARGO 30"	1
3	Not Assigned	1NSG3	16503150-002	...PALLET, HAZMAT 30 " TAN UOC: FAB,FAD	1
7	Not Assigned	1NSG3	16501604	NET CARGO 30"	1
4	Not Assigned	1NSG3	16504950-001	...PALLET, HAZMAT 48 " GREEN UOC: FAA,FAC	1
8	Not Assigned	1NSG3	16501605	NET CARGO 48"	1
4	Not Assigned	1NSG3	16504950-002	...PALLET, HAZMAT 48 " TAN UOC: FAB,FAD	1
8	Not Assigned	1NSG3	16501605	NET CARGO 48"	1
5	Not Assigned	1NSG3	16501609	NET, CARGO FLOOR	1
<b>END OF FIGURE 49</b>					

FLOOR ADAPTER PLATE

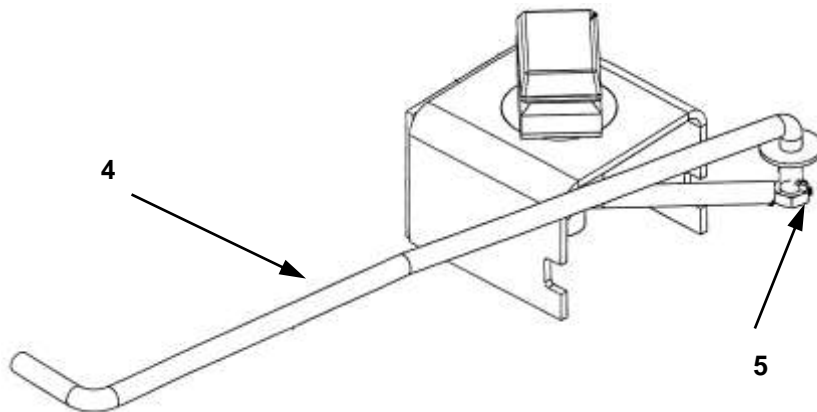
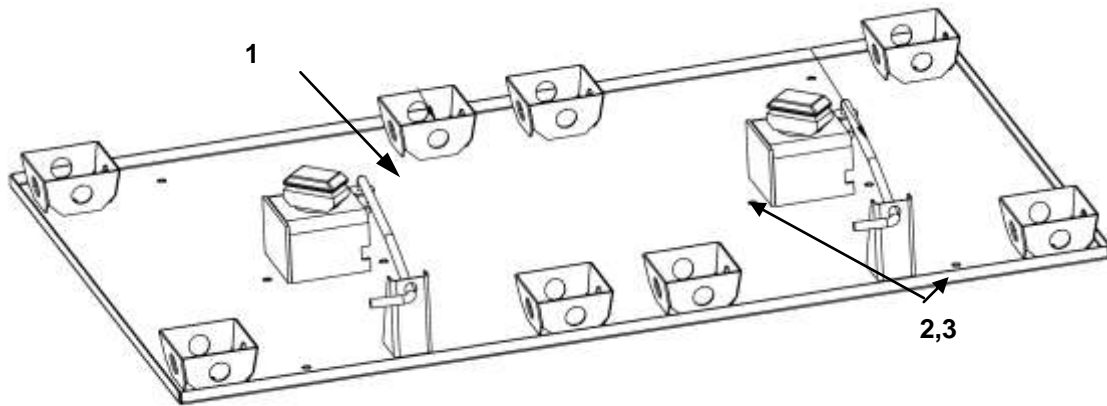


FIGURE 50 FLOOR ADAPTER PLATE 8 FT COMPARTMENT

(1) ITEM NO.	(2) NSN	(3) CAGEC	(4) PART NUMBER	(5) DESCRIPTION AND USABLE ON CODE (UOC)	(6) QTY
				<b>GROUP 0407 FIGURE 50 FLOOR ADAPTER PLATE</b>	
1	Not Assigned	1NSG3	16501350-001	FLOOR ADAPTER PLATE GREEN UOC: FAA,FAC	1
1	Not Assigned	1NSG3	16501350-002	FLOOR ADAPTER PLATE TAN UOC: FAB,FAD	1
2	5310-00-101-6264	21450	106264	MOUNTING BOLTS	8
3	5306-00-042-6936	96906	MS35355-126	FLAT WASHER	8
4	Not Assigned	1NSG3	16210014-001	HANDLE LOCKING GREEN UOC FAA,FAC	2
4	Not Assigned	1NSG3	16210014-002	HANDLE LOCKING TAN UOC FAB,FAD	2
5	5315-00-236-8363	88044	AN381-4-32	COTTER PIN	2
<b>FIGURE 50</b>					

### TIE DOWN RING ASSEMBLY

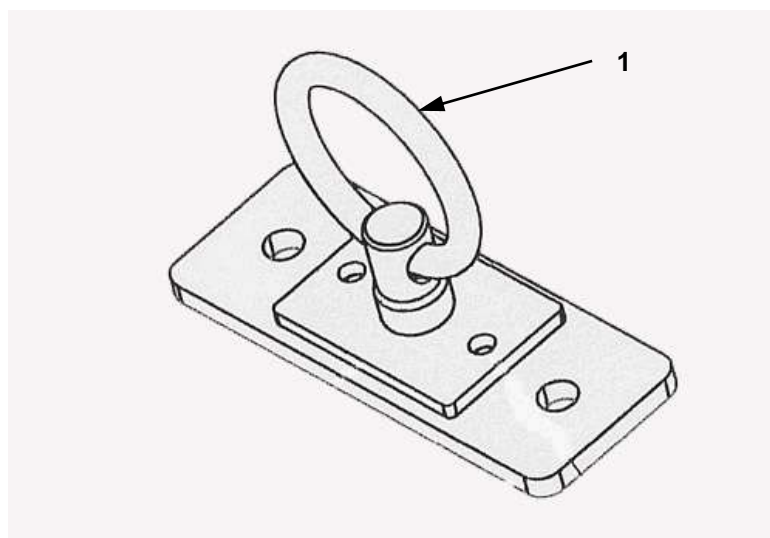


FIGURE 51 TIE DOWN RING ASSEMBLY


(1) ITEM NO.	(2) NSN	(3) CAGEC	(4) PART NUMBER	(5) DESCRIPTION AND USABLE ON CODE (UOC)	(6) QTY
				<b>GROUP 0408 FIGURE 51 TIE DOWN RING ASSEMBLY</b>	
1	8145-01-513-6262	1NSG3	16509501	TIE DOWN RING ASSEMBLY	1
<b>END OF FIGURE 51</b>					

**END OF WORK PACKAGE**

This Page was intentionally left blank

**SUPPORTING INFORMATION  
FPU SYSTEMS OPERATION MANUAL  
(INCLUDING REPAIR PARTS & SPECIAL TOOL LIST)  
FOR  
MODELS FPU-8-4/BOH-CARGO-12-3 AND FPU 20-3**

**SPECIAL TOOLS LIST**



(1) ILLUS NUMBER	(2) NATIONAL STOCK NUMBER	(3) DESCRIPTION, CAGEC, AND PART NUMBER	(4) USABLE ON CODE	(5) U/M	(6) QTY RQR
1		.BASIC ISSUE ITEM BAG GREEN (1NSG3) 16503812-001	FAA	EA	1
1		.BASIC ISSUE ITEM BAG TAN (1NSG3) 16503812-002	FAB	EA	1
2		..WRENCH 11/2" OPEN STRUCTURAL RED FINISH (1NSG3) 15312904	FAA,FAB	EA	1
3		..WRENCH, BRIDGE LOCK , SPECIAL DOUBLE OPEN END,1" x 2 1/8" (1NSG3) 15988250	FAA,FAB	EA	1
4		..SOCKET, 7/8" DEEP WELL, 12 PT 1/2" SQUARE DRIVE BLACK (1NSG3) 15312905	FAA, FAB	EA	1
5		..SOCKET,1 1/8",HEX DRIVE. 1/2" SQ DRIVE SHORT (1NSG3) 15312913	FAA, FAB	EA	1
6		..SOCKET3/16",HEX DRIVE. 3/8" SQ DRIVE SHORT (1NSG3) 15312912	FAA, FAB	EA	1
<b>NOTE: Illustration # 6 is the only BII tool required for the FPU 20-3</b>					

**END OF WORK PACKAGE**

This Page was intentionally left blank



This page was intentionally left blank

**SUPPORTING INFORMATION  
FPU SYSTEMS OPERATION MANUAL  
(INCLUDING REPAIR PARTS & SPECIAL TOOL LIST)  
FOR  
MODELS FPU-8-4/BOH-CARGO-12-3 & FPU-20-3**

**PART NUMBER INDEX**

<b>PART NUMBER</b>	<b>FIG.</b>	<b>ITEM</b>
106264	27	2
106264	50	2
15120662	02	8
15120662	16	2
15240152	17	9
15240152	17	11
15240152	18	6
15240152	29	6
15240152	47	9
15240152	49	6
15312108	05	5
15312108	12	5
15312220	02	3
15312260	02	6
15981513	37	2
15981513	38	2
15981513	39	2
15981513	40	2
15981513	41	2
15981513	42	2
15981513	43	2
15988515	37	3
15988516	38	3
15988517	39	3
15988518	40	3
15988518	43	3
15988519	41	3
15981800	13	2
15981800	28	2
15981800	44	2
15981830	15	7

<b>PART NUMBER</b>	<b>FIG.</b>	<b>ITEM</b>
15981830	46	7
15988513	05	4
15988513	06	4
15988513	07	4
15988513	08	4
15988513	09	4
15988513	10	4
15988513	11	4
15988513	12	4
15988513	22	4
15988513	23	4
15988513	24	4
15988520	42	3
16220060	41	6
16230129	41	4
16500553	15	5
16500553	46	5
16500554	15	6
16500554	46	6
16500903	26	5
16500903	34	5
16500905	26	7
16500905	34	7
16500950	26	6
16500950	34	6
16500955	26	8
16500955	34	8
16501604	17	9
16501604	18	7
16501604	29	7
16501604	47	11

PART NUMBER	FIG.	ITEM
16501604	49	7
16501605	17	10
16501605	18	8
16501605	29	8
16501605	47	10
16501605	49	8
16501609	18	5
16501609	29	5
16501609	49	5
16501610	17	8
16501610	47	8
16501611	17	7
16501611	47	7
16504255	07	5
16504255	10	5
16504255	11	5
16504255	22	5
16504255	23	5
16504255	24	5
16505513	05	3
16505513	06	3
16505513	07	3
16505513	10	3
16505513	11	3
16505513	12	3
16505513	12	3
16505513	22	3
16505513	23	3
16505513	24	3
16505514	8	3
16505514	09	3
16505515	06	3
16505515	07	3
16505515	10	3
16505515	11	3
16505515	22	3
16505515	22	3
16505515	23	3
16505515	24	3
16505541	05	2

PART NUMBER	FIG.	ITEM
16505541	05	2
16505541	06	2
16505541	07	2
16505541	08	2
16505541	09	2
16505541	10	2
16505541	11	2
16505541	12	2
16505541	22	2
16505541	23	2
16505541	24	2
16507022	41	5
16509501	31	1
16509501	51	1
152401521	47	9
12900BA-1PZ	02	2
15000408-001	20	1
15000408-002	20	1
15001212-001	03	1
15001212-002	03	1
15001408-001	01	1
15001408-002	01	1
15002003-001	32	1
15002003-002	32	1
15310001-001	26	1
15310001-001	34	1
15310001-002	26	1
15310001-002	34	1
15310022-001	47	1
15310022-002	47	1
15310022-1POS-001	17	1
15310022-1POS-002	17	1
15310023-001	14	1
15310023-001	45	1
15310023-002	14	1
15310023-002	45	1
15310101-001	02	1
15310101-002	02	1
15981501-001	04	1

PART NUMBER	FIG.	ITEM
15981501-001	04	10
15981501-001	05	1
15981501-001	12	1
15981501-001	12	1
15981501-002	04	1
15981501-002	04	10
15981501-002	05	1
15981501-002	12	1
15981502-001	04	2
15981502-001	04	2
15981502-001	04	9
15981502-001	06	1
15981502-001	11	1
15981502-002	04	9
15981502-002	06	1
15981502-002	11	1
15981503-001	04	8
15981503-001	07	1
15981503-001	04	3
15981503-001	10	1
15981503-002	04	3
15981503-002	04	8
15981503-002	07	1
15981503-002	10	1
15981504-001	04	4
15981504-002	04	4
15981505-001	21	5
15981505-001	21	12
15981505-001	22	1
15981505-001	22	1
15981505-002	21	5
15981505-002	21	12
15981505-002	22	1
15981506-001	21	6
15981506-001	23	1
15981506-002	21	6
15981506-002	23	1
15981507-001	04	7
15981507-001	08	1
15981507-001	09	1

PART NUMBER	FIG.	ITEM
15981507-002	04	7
15981507-002	08	1
15981507-002	09	1
15981511-001	21	11
15981511-001	24	1
15981511-002	21	11
15981511-002	24	1
15981521-001	35	1
15981521-001	36	10
15981521-001	37	1
15981521-001	37	1
15981521-002	35	1
16230151-002	36	7
15981521-002	36	10
15981521-002	37	1
15981522-001	35	2
15981522-001	36	9
15981522-001	38	1
15981522-002	35	2
15981522-002	36	9
15981522-002	38	1
15981522-002	38	1
15981523-001	35	3
15981523-001	36	8
15981523-001	39	1
15981523-002	39	1
15981523-002	35	3
15981523-002	36	8
15981523-001	39	1
15981523-002	39	1
15981524-001	35	4
15981524-001	40	1
15981524-002	35	4
15981524-002	40	1
15981525-001	35	5
15981525-001	36	12
15981525-001	41	1
15981525-002	35	5
15981525-002	36	12
15981525-002	41	1

PART NUMBER	FIG.	ITEM
15981525-002	41	1
15981526-001	35	6
15981526-001	36	11
15981526-002	35	6
15981526-002	36	11
15981863-001	25	2
15981863-002	25	2
15981863-001	33	2
15981863-002	33	2
15988513-001	37	4
15988513-002	37	4
15988513-001	38	4
15988513-002	38	4
15988513-001	39	4
15988513-002	39	4
15988513-001	40	4
15988513-001	42	4
15988513-001	42	4
15988513-001	43	4
15988513-002	37	4
15988513-002	37	4
15988513-002	38	4
15988513-002	38	4
15988513-002	39	4
15988513-002	39	4
15988513-002	40	4
15988513-002	42	4
15988513-002	42	4
15988513-002	43	4
15988603-001	25	1
15988603-001	25	1
15988603-001	33	1
15988603-001	33	1
16210014-001	27	4
16210014-001	50	4
16210014-002	27	4
16210014-002	50	4
16230151-001	42	1
16230151-002	42	1
16250311-001	13	1

PART NUMBER	FIG.	ITEM
16230151-001	36	7
16250311-001	17	2
16250311-001	28	1
16330151-002	43	1
16330151-001	43	1
16250311-001	44	1
16250311-001	45	2
16250311-001	47	2
16250311-002	13	1
16250311-002	14	2
16250311-002	17	2
16250311-002	28	1
16250311-002	44	1
16250311-002	45	2
16250311-002	47	2
16250311-01	14	2
16500904-001	26	3
16500904-001	34	3
16500904-002	26	3
16500904-002	34	3
16500954-001	26	2
16500954-001	34	2
16500954-002	26	2
16501050-001	02	7
16501050-002	02	7
16501051-001	02	5
16501051-002	02	5
16501289-001	16	1
16501289-002	16	1
16501350-001	27	1
16501350-001	50	1
16501350-002	27	1
16501350-002	50	1
16502050-001	14	4
16502050-001	15	2
16502050-001	45	4
16502050-001	46	2
16502050-002	14	4
16502050-002	15	2
16502050-002	45	4

PART NUMBER	FIG.	ITEM
16502050-002	45	4
16502050-002	46	2
16502056-001	14	3
16502056-001	15	1
16502056-001	45	3
16502056-001	46	1
16502056-002	14	3
16502056-002	15	1
16502056-002	45	3
16502056-002	46	1
16503050-001	17	3
16503050-001	18	1
16503050-001	29	1
16503050-001	47	3
16503050-001	49	1
16503050-002	17	3
16503050-002	18	1
16503050-002	29	1
16503050-002	47	3
16503050-002	49	1
16503150-001	17	6
16503150-001	18	3
16503150-001	29	3
16503150-001	47	6
16503150-001	49	3
16503150-002	17	6
16503150-002	18	3
16503150-002	29	3
16503150-002	47	6
16503150-002	49	3
16503250-001	14	5
16503250-001	45	5
16503250-001	46	4
16503250-002	14	5
16503250-002	45	5
16503250-002	46	4
16503250-001	15	4
16503250-002	15	4
16503454-001	02	4
16502056-001	15	1

PART NUMBER	FIG.	ITEM
16502056-001	45	3
16502056-001	46	1
16502056-002	14	3
16502056-001	15	1
16502056-001	45	3
16502056-001	46	1
16502056-002	14	3
16502056-002	15	1
16502056-002	45	3
16502056-002	46	1
16503050-001	17	3
16503050-001	18	1
16503050-001	29	1
16503050-001	47	3
16503050-001	49	1
16503050-002	17	3
16503050-002	18	1
16503050-002	29	1
16503050-002	47	3
16503050-002	49	1
16503150-001	17	6
16503150-001	18	3
16503150-001	29	3
16503150-001	47	6
16503150-001	49	3
16503150-002	17	6
16503150-002	18	3
16503150-002	29	3
16503150-002	47	6
16503150-002	49	3
16503250-001	14	5
16503250-001	45	5
16503250-001	46	4
16503250-002	14	5
16503250-002	45	5
16503250-002	46	4
16503250-001	15	4
16503250-002	15	4
16503454-001	02	4
16503454-002	02	4



---

**SUPPORTING INFORMATION**

**FPU SYSTEMS OPERATION MANUAL**

**(INCLUDING REPAIR PARTS & SPECIAL TOOL LIST)**

**FOR**

**MODELS FPU-8-4/BOH-CARGO-12-3 & FPU-20-3**

**COMPONENTS OF END ITEM (COEI) & BASIC ISSUE ITEMS (BII) LISTS**

**OPERATOR, UNIT AND DIRECT SUPPORT MAINTENANCE**

**COMPONENTS OF END ITEM (COEI) & BASIC ISSUE ITEMS (BII) LISTS**

---

## **INTRODUCTION**

### **Scope**

This work package lists the Components of End Item (COEI) and Basic Issue Items (BII) for the FPU SYSTEMS to help you inventory items for safe and efficient operation of the equipment.

### **General**

The AAL, COEI and BII information is divided into the following lists:

**Additional Authorization List (AAL)** This list identifies items that do not have to accompany the FPU SYSTEMS and that do not have to be turned in with it.

**Components of End Item (COEI).** This list is for information purposes only and is not authority to requisition replacements. These items are part of the FPU SYSTEMS. As part of the end item, these items must be with the end item whenever it is issued or transferred between property accounts. Items of COEI are removed and separately packaged for transportation or shipment only when necessary. Illustrations are furnished to help you find and identify the items.

**Basic Issue Items (BII).** These essential items are required to place the FPU SYSTEMS in operation, operate it, and to do emergency repairs. Although shipped separately packaged, BII must be with the FPU SYSTEMS during operation and when it is transferred between property accounts. Listing these items is your authority to request/requisition them for replacement based on authorization of the end item by the TOE/MTOE. Illustrations are furnished to help you find and identify the items.

### **Explanation of Columns in the AAL, COEI List and BII List**

Column (1) – Illus Number. Gives you the number of the item illustrated.

Column (2) – National Stock Number (NSN). Identifies the stock number of the item to be used for requisitioning purposes.

Column (3) – Description, Commercial and Government Entity Code (CAGEC), and Part Number (P/N). Identifies the Federal item name (in all capital letters) followed by a minimum description when needed. The stowage location of COEI and BII is also included in this column. The last line below the description is the CAGEC (in parentheses) and the part number.

Column (4) – Usable On Code. When applicable, gives you a code if the item you need is not the same for different models of equipment.

CODE	Used On
FAA	Model FPU-8-4/BOH CARGO 12-3 GREEN – Forrest Green
FAB	Model FPU-8-4/BOH CARGO 12-3 TAN – Desert Sand
FAC	Model FPU-20-3 GREEN – Forrest Green
FAD	Model FPU-20-3 TAN – Desert Sand

Column (5) – Unit of Measure (U/M). Indicates the physical measurement or count of the item as issued per the National Stock Number (NSN) shown in column (2).

Column (6) – Qty Req. Indicates the quantity required.

**Additional Authorization List (AAL)**

**COMPONENTS OF END ITEM (COEI)COMPONENTS OF END ITEM (COEI) LIST**

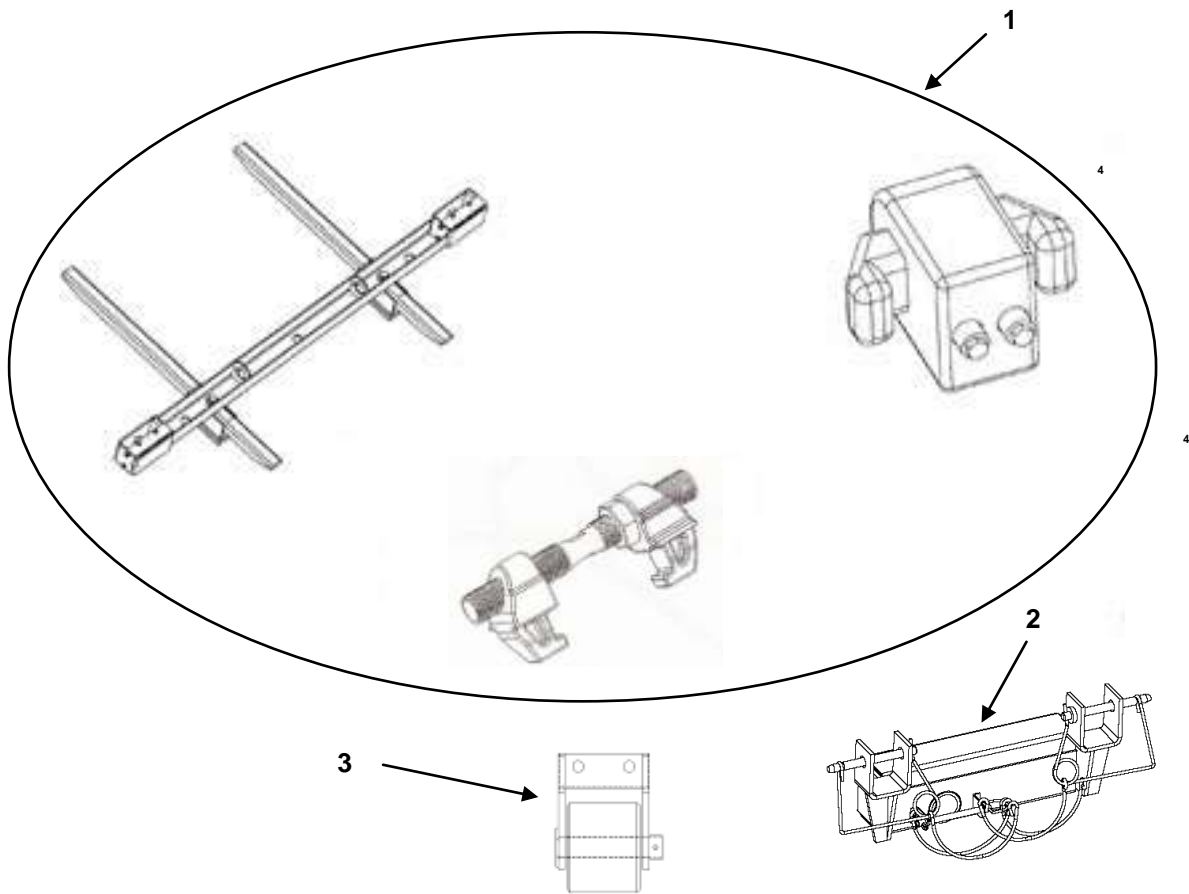


Table 2 Components of End Item List (COEI)

(1) ILLUS NUMBER	(2) NATIONAL STOCK NUMBER	(3) DESCRIPTION, (CAGEC) AND PART NUMBER	(4) USABLE ON CODE	(5) UNIT OF MEASURE	(6) QTY RQR
1		CONNECTOR KIT GREEN (1NSG3)15310101-001	FAA	KT	1
1		CONNECTOR KIT TAN (1NSG3)15310101-002	FAB	KT	1
2		FORK POCKET ADAPTER CURB SIDE GREEN (1NSG3)16501051-001	FAA	EA	1
2		FORK POCKET ADAPTER ROAD SIDE TAN (1NSG3)16501050-002	FAB	EA	1
2		FORK POCKET ADAPTER CURB SIDE GREEN (1NSG3)16501051-001	FAA	EA	1
2		FORK POCKET ADAPTER ROAD SIDE TAN (1NSG3)16501050-002	FAB	EA	1
3		ROLLER ASSEMBLY GREEN (1NSG3)15310001-001	FAA	EA	2
3		ROLLER ASSEMBLY TAN (1NSG3)15310001-002	FAB	EA	2
		<b>END OF TABLE</b>			

**END OF WORK PACKAGE**

This page was intentionally left blank

**Boh Environmental, LLC**

**MANUFACTURER'S LIMITED WARRANTY TERMS**

Boh Environmental, LLC (BOH) warrants that the Products, including the Field Pack-Up (FPU Systems) and other Containerized Mission Systems, it manufactures shall be free from defects in materials and workmanship for a period of one year from date of purchase when normally used and operated by the Customer. Unused Product containing missing or defective components shall be returned within the warranty period, with proof of purchase, to BOH with transportation charges prepaid. BOH, at its option, shall supply a replacement item(s) or refund the purchase price of the Product. BOH will determine, at its sole discretion, that the claim is a valid warranty item. If so, BOH will pay costs (actual transportation plus handling charge) for shipping of the replacement item, when this option is selected.

This warranty is void if Products have been damaged by the Customer as the result of improper or unreasonable use, or other causes not arising out of defects in material or workmanship. The warranty is also void if the Product has at any time been stored or used other than in accordance with the directions set out in the literature relating to the Product. BOH makes no other warranty or representation concerning the Products except that each will meet the performance specifications set forth in the literature relating to the Product. There are no further warranties, including any warranty of merchantability or fitness for a particular purpose covering the Product.

BOH will, at its option, either (1) credit user in the amount paid for any Product which does not perform to these specifications, or (2) replace such Product, provided user so notifies BOH within twelve (12) months of the Products purchase date. BOH shall not be responsible for any consequential damages to user arising as a result of such performance. The Customer will return the item at their cost, if required. BOH may elect to have its representative inspect the item to validate the claim.

Other product components included in the fabrication of items purchased under contract (e.g. air conditioners and generators) that are not manufactured by Boh Environmental are warranted by their individual manufacturer. Copies of such warranties are supplied with the finished Product or are available through Boh Environmental.

This page was intentionally left blank

## THE METRIC SYSTEM AND EQUIVALENTS

### Linear Measure

1 centimeter = 10 millimeters = .39 inch

1 decimeter = 10 centimeters = 3.94 inches

1 meter = 10 decimeters = 39.37 inches

1 decameter = 10 meters = 32.8 feet

1 hectometer = 10 decameters = 328.08 feet

1 kilometer = 10 hectometers = 3,280.8 feet

### Weights

1 centigram = 10 milligrams = .15 grain

1 decigram = 10 centigrams = 1.54 grains

1 gram = 10 decigrams = .035 ounce

1 dekagram = 10 grams = .35 ounce

1 hectogram = 10 dekagrams = 3.52 ounces

1 kilogram = 10 hectograms = 2.2 pounds

1 quintal = 100 kilograms = 220.46 pounds

1 metric ton = 10 quintals = 1.1 short tons

### Liquid Measure

1 centiliter = 10 milliliters = .34 fl. ounce

1 deciliter = 10 centiliters = 3.38 fl. ounces

1 liter = 10 deciliters = 33.81 fl. ounces

1 deciliter = 10 liters = 2.64 gallons

1 hectoliter = 10 deciliters = 26.42 gallons

1 kiloliter = 10 hectoliters = 264.18 gallons

### Square Measure

1 sq. centimeter = 100 sq. millimeters = .155 sq. inch

1 sq. decimeter = 100 sq. centimeters = 15.5 sq. inches

1 sq. meter (centare) = 100 sq. decimeters = 10.76 sq. feet

1 sq. decameter (are) = 100 sq. meters = 1,076.4 sq. feet

1 sq. hectometer (hectare) = 100 sq. decameters = 2.47 acres

1 sq. kilometer = 100 sq. hectometers = .386 sq. mile

### Cubic Measure

1 cu. centimeter = 1000 cu. millimeters = .06 cu. inch

1 cu. decimeter = 1000 cu. centimeters = 61.02 cu. inches

1 cu. meter = 1000 cu. decimeters = 35.31 feet

## Approximate Conversion Factors

To change	To	Multiply by	To change	To	Multiply by
Inches	centimeters	2.540	ounce-inches	Newton-meters	0.007062
feet	meters	0.305	centimeters	inches	0.394
yards	meters	0.914	meters	feet	3.280
miles	kilometers	1.609	meters	yards	1.094
square inches	square centimeters	6.451	kilometers	miles	0.621
square feet	square meters	0.093	square centimeters	square inches	0.155
square yards	square meters	0.836	square meters	square feet	10.764
square miles	square kilometers	2.590	square meters	square yards	1.196
acres	square hectometers	0.405	square kilometers	square miles	0.386
cubic feet	cubic meters	0.028	square hectometers	acres	2.471
cubic yards	cubic meters	0.765	cubic meters	cubic feet	35.315
fluid ounces	milliliters	29.573	cubic meters	cubic yards	1.308
pints	liters	0.473	milliliters	fluid ounces	0.034
quarts	liters	0.946	liters	pints	2.113
gallons	liters	3.785	liters	quarts	1.057
ounces	grams	28.349	liters	gallons	0.264
pounds	kilograms	0.454	grams	ounces	0.035
short tons	metric tons	0.907	kilograms	pounds	2.205
pound-feet	Newton-meters	1.356	metric tons	short tons	1.102
pound-inches	Newton -meters	0.11296			

## Temperature (Exact)

$\frac{5}{9}$  (after subtracting 32)  $\frac{F - 32}{9} = C$

\_F Fahrenheit temperature      Celsius temperature      \_C



